


Hawaii



Hawaii's Preschool Open Doors Project provides low-income parents with subsidies to purchase preschool for their 4-year-olds or, in a few cases, 3-year-olds with special needs. Families with incomes under 85 percent of the state median income (\$44,136 a year for a family of three) are eligible. Among children whose families meet the income requirement, those with special needs are given first priority to enroll. The Preschool Open Doors Project uses the same income eligibility criteria as the child care subsidy program, but unlike that program does not require parents to be working or engaged in other work-related activities in order for their children to participate.

The Preschool Open Doors Project served fewer children in 2002–2003 than the previous year as monthly reimbursement rates paid to programs for each child enrolled rose, while overall state funding declined slightly. With less total funding available, and more spent on each child, the number of children able to participate decreased. In 2003–2004, about 800 4-year-olds were enrolled in the program, and state funding was \$3.2 million.

In 2002, the new Hawaii Pre-Plus program received an appropriation of \$5 million over two years for the construction of prekindergarten facilities at public elementary school sites. Thirteen sites were originally designated and, as of the 2003–2004 school year, eight sites were operating through Head Start agencies and private providers. The initiative does not fund direct services, so tuition for children enrolled at these facilities is covered by parent fees or other existing resources such as Preschool Open Doors funds.

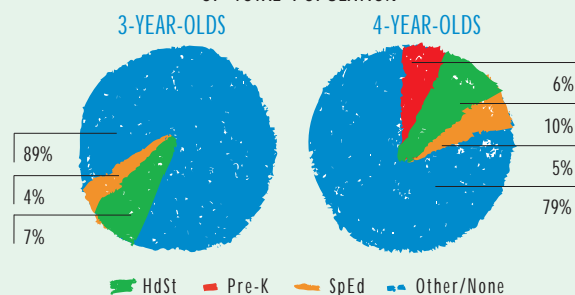
Hawaii is working to ensure that children receive comprehensive services, beginning in prekindergarten, by initiating collaboration among different state agencies and focusing on health, safety, and school readiness.



ACCESS

Total state program enrollment	934
School districts that offer state program	100% (counties)
Income requirement	85% SMI ¹
Hours of operation	Determined locally ²
Operating schedule	Calendar year
Special education enrollment	1,236
Federally funded Head Start enrollment	2,638
State-funded Head Start enrollment	0

STATE PRE-K AND HEAD START ENROLLMENT AS PERCENTAGE OF TOTAL POPULATION



QUALITY STANDARDS CHECKLIST

POLICY	STATE PRE-K REQUIREMENT	BENCHMARK	DOES REQUIREMENT MEET BENCHMARK?
Curriculum standards	Comprehensive	Comprehensive	<input checked="" type="checkbox"/>
Teacher degree requirement	CDA	BA	<input type="checkbox"/>
Teacher specialized training requirement	CDA + 1 year exp.	Specializing in Pre-K	<input checked="" type="checkbox"/>
Assistant teacher degree requirement	CDA + 6 mos. exp.	CDA or equivalent	<input checked="" type="checkbox"/>
Teacher in-service requirement	None	At least 15 hours/year	<input type="checkbox"/>
Maximum class size		20 or lower	<input type="checkbox"/>
3-year-olds	No limit		
4-year-olds	No limit		
Staff-child ratio		1:10 or better	<input type="checkbox"/>
3-year-olds	1:12		
4-year-olds	1:16		
Screening/referral requirements	None	Vision, hearing, and health	<input type="checkbox"/>
Required support services	Support services ³	At least 1 service	<input checked="" type="checkbox"/>
Meal requirement	Lunch and snack	At least 1/day	<input checked="" type="checkbox"/>

TOTAL:

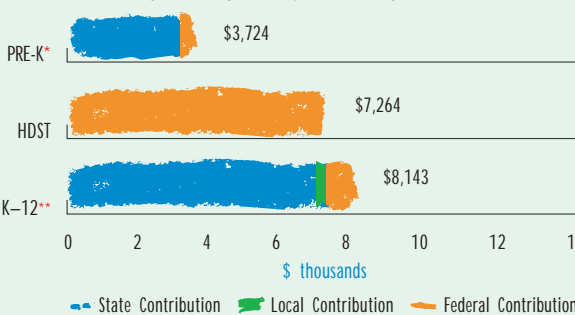
5

of 10

RESOURCES

Total state Pre-K spending	\$3,248,748
Local match required?	No
State spending per child enrolled	\$3,478
State spending per 3-year-old	NA ⁴
State spending per 4-year-old	\$215 ⁴

SPENDING PER CHILD ENROLLED



* Pre-K programs may receive additional funds from federal or local sources that are not included in this figure.
 ** K-12 expenditures include capital spending as well as current operating expenditures.

Data are for the '02-'03 school year, unless otherwise noted.

¹ Although the income requirement is 85% of SMI, most families served have incomes much lower than this eligibility cutoff.
² Parents may select either a half-day or full-day program. All programs operate 5 days per week.
³ Support services include referral to social services and transition to kindergarten activities.
⁴ For the purpose of these calculations all spending was considered to be directed toward 4-year-olds, because nearly all enrollees are age 4.