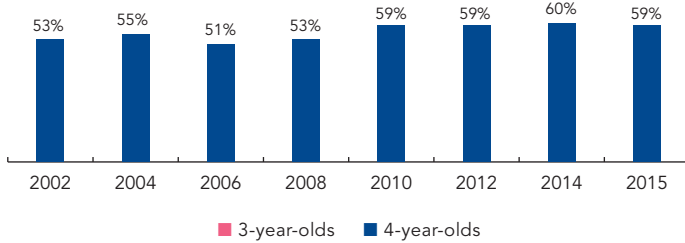
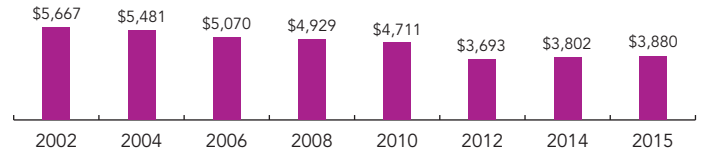


Georgia

PERCENT OF STATE POPULATION ENROLLED*



STATE SPENDING PER CHILD ENROLLED* (2015 DOLLARS)



In 1995, Georgia’s Preschool Program became the nation’s first state-funded universal preschool program for 4-year-olds. State lottery revenues generate funding for the program in a variety of settings such as public schools, private child-care centers, faith-based organizations, Head Start agencies, state colleges and universities, and military facilities.

Total spending for the 2014-2015 school year was \$312.5 million and was an increase of \$6.9 million over the \$305.6 million spent for the 2013-2014 school year. The larger budget included a 1% increase in salary for both lead and assistant teachers, as well as a one-time payment to Georgia’s preschool providers for investment in new curriculum, classroom technology and refurbishment, and professional development opportunities. The review was conducted to update the list of approved comprehensive curricula to be used in Georgia’s preschool classrooms.

In 2011, the Georgia General Assembly began a multi-year evaluation led by the FPG Child Development Institute at the University of North Carolina at Chapel Hill. Data on the first two phases of the study have been released, with another longitudinal study ongoing into 2018.

Budgetary constraints in the preschool program during the 2011-2012 school year resulted in several changes. The program was cut by 20 days, though 10 days were added back for the following year, and another 10 during the 2013-2014 year. This returned the program to its 180-day schedule. Other changes included a teacher-student ratio of 1:11 being allowed, and the maximum class size became 22 students. An increase in teacher turnover occurred when the state also implemented a cap of Training and Experience (T&E) supplemental pay for certified teachers in public schools.

There are 8,087 children enrolled in the Georgia Preschool Program who live in a home in which English is not the primary language. The state sponsors professional development on best practices for dual language learners, contracting with WIDA to conduct Train the Trainer sessions to support DLL in early childhood settings.

Georgia requires that both lead and assistant teachers in the Preschool Program receive salary parity, and earn the same starting salary as teachers in K-3 settings. Georgia also provides supports for lead and assistant teachers, to help them attain credentials and to enhance their skills, such as scholarships, professional development, and paid planning time.

The pre-K budget for the 2015-2016 school year includes approximately an additional \$7M. This increase includes a 1% raise for both lead and assistant teachers and two additional planning/ professional development days. The two additional days brings the calendar for teachers and assistant teachers back to 190 days. The budget increase will also fund an additional 60 Summer Transition Program classes.

ACCESS RANKINGS	
4-YEAR-OLDS	3-YEAR-OLDS
8	None Served

RESOURCES RANKINGS	
STATE SPENDING	ALL REPORTED SPENDING
24	29

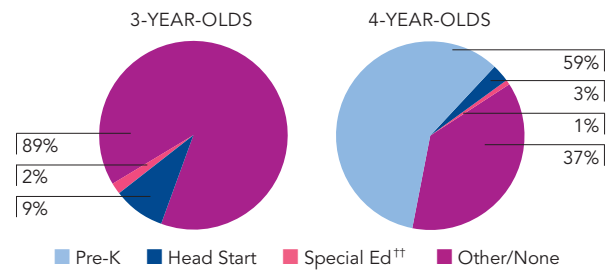
POLICIES TO SUPPORT	
DUAL LANGUAGE LEARNERS	WORKFORCE
-	+

GEORGIA'S PRE-K PROGRAM

ACCESS

Total state program enrollment	80,430
School districts that offer state program	100% (counties)
Income requirement	No income requirement
Hours of operation	6.5 hours/day, 5 days/week
Operating schedule	School or academic year
Special education enrollment, ages 3 and 4	9,063
Federally funded Head Start enrollment, ages 3 and 4	21,315
State-funded Head Start enrollment, ages 3 and 4	0

STATE PRE-K AND HEAD START ENROLLMENT AS PERCENTAGE OF TOTAL POPULATION



^{††} Estimates children in special education not also enrolled in state pre-K or Head Start.

QUALITY STANDARDS CHECKLIST

POLICY	STATE PRE-K REQUIREMENT	BENCHMARK	DOES REQUIREMENT MEET BENCHMARK?
Early learning standards	Comprehensive	Comprehensive	<input checked="" type="checkbox"/>
Teacher degree	BA	BA	<input checked="" type="checkbox"/>
Teacher specialized training	Elementary, SpEd General Curriculum Consultative/ECE, ECE SpEd Preschool, Birth to Five	Specializing in pre-K	<input checked="" type="checkbox"/>
Assistant teacher degree	CDA or paraprofessional certificate	CDA or equivalent	<input checked="" type="checkbox"/>
Teacher in-service	15 clock hours/academic year	At least 15 hours/year	<input checked="" type="checkbox"/>
Maximum class size		20 or lower	<input type="checkbox"/>
3-year-olds	NA		
4-year-olds	22		
Staff-child ratio		1:10 or better	<input type="checkbox"/>
3-year-olds	NA		
4-year-olds	1:11		
Screening/referral and support services	Vision; hearing; height/weight/BMI; health immunizations; dental; and support services	Vision, hearing, health; and at least 1 support service	<input checked="" type="checkbox"/>
Meals	Lunch	At least 1/day	<input checked="" type="checkbox"/>
Monitoring	Site visits and other monitoring	Site visits	<input checked="" type="checkbox"/>

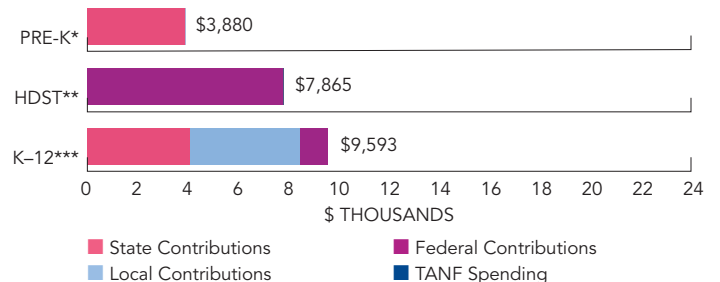
TOTAL BENCHMARKS MET

8

RESOURCES

Total state pre-K spending	\$312,053,998
Local match required?	No
State spending per child enrolled	\$3,880
All reported spending per child enrolled*	\$3,880

SPENDING PER CHILD ENROLLED



* Pre-K programs may receive additional funds from federal or local sources that are not included in this figure.

** Head Start per-child spending for the 2014-2015 year includes funding only for 3- and 4-year-olds served. Past years' figures have unintentionally included funds for Early Head Start.

*** K-12 expenditures include capital spending as well as current operating expenditures. Data are for the '14-'15 school year, unless otherwise noted.