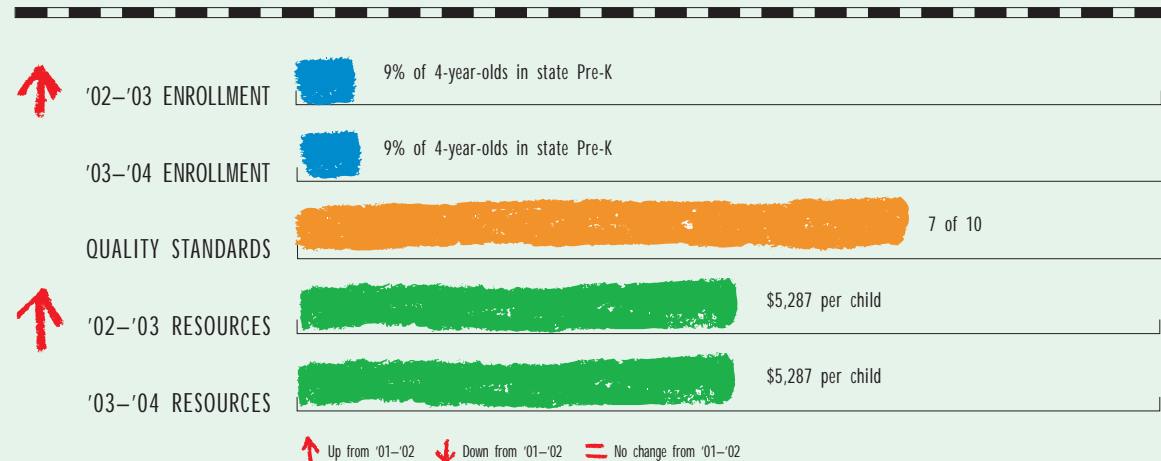


# Delaware



In 1994, the Early Childhood Assistance Program (ECAP) was established to increase the number of Head Start-eligible 4-year-olds who have access to comprehensive early childhood services prior to kindergarten. Head Start programs, public schools, nonprofit agencies, private child care centers, and community colleges receive ECAP funds from the state. ECAP offers the same services as the federal Head Start program, follows the same performance standards, and uses similar eligibility criteria. As in Head Start, at least 90 percent of the children enrolled must come from families below the federal poverty line. Ten percent of the slots may be filled by children who are from families above the federal poverty line and exhibit other risk factors including, but not limited to, an identified disability.

The state Department of Education has developed and published the Delaware Early Learning Foundations, a curriculum framework for instructional planning in preschool. This framework was adopted in August 2003, and is mandatory for state-funded educational programs. The Delaware Early Learning Foundations framework is aligned with K-12 standards and performance indicators.

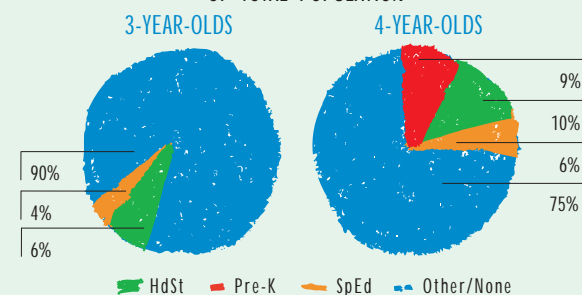
With \$4,456,700 in state funding, ECAP served 843 4-year-olds in 2003-2004.



## ACCESS

|   |  |
|---|--|
| Total state program enrollment            | 843                                    |
| School districts that offer state program | 100% (counties) <sup>1</sup>           |
| Income requirement                        | 90% of children must be below 100% FPL |
| Hours of operation                        | Half-day, full-week                    |
| Operating schedule                        | Academic year                          |
| Special education enrollment              | 1,065                                  |
| Federally funded Head Start enrollment    | 1,541                                  |
| State-funded Head Start enrollment        | 843 <sup>2</sup>                       |

STATE PRE-K AND HEAD START ENROLLMENT AS PERCENTAGE OF TOTAL POPULATION



## QUALITY STANDARDS CHECKLIST

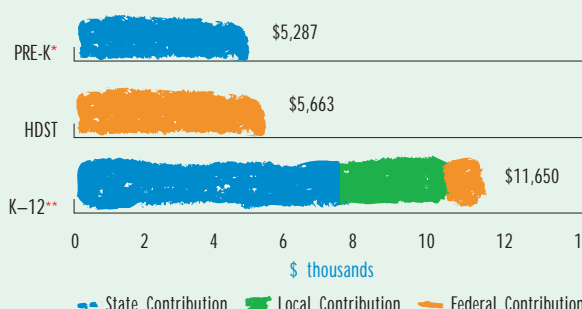
| POLICY                                   | STATE PRE-K REQUIREMENT  | BENCHMARK                   | DOES REQUIREMENT MEET BENCHMARK?    |
|--|--|-----------------------------|-------------------------------------|
| Curriculum standards                     | None   | Comprehensive               | <input type="checkbox"/>            |
| Teacher degree requirement               | CDA  | BA                          | <input type="checkbox"/>            |
| Teacher specialized training requirement | Meets CDA requirements   | Specializing in Pre-K       | <input checked="" type="checkbox"/> |
| Assistant teacher degree requirement     | HSD  | CDA or equivalent           | <input type="checkbox"/>            |
| Teacher in-service requirement           | 15 clock hours <sup>3</sup>                                    | At least 15 hours/year      | <input checked="" type="checkbox"/> |
| Maximum class size                       |  | 20 or lower                 | <input checked="" type="checkbox"/> |
| 3-year-olds                              | NA   |                             |                                     |
| 4-year-olds                              | 20   |                             |                                     |
| Staff-child ratio                        |  | 1:10 or better              | <input checked="" type="checkbox"/> |
| 3-year-olds                              | NA   |                             |                                     |
| 4-year-olds                              | 1:10   |                             |                                     |
| Screening/referral requirements          | Hearing, vision, general health, developmental, and behavioral | Vision, hearing, and health | <input checked="" type="checkbox"/> |
| Required support services                | 4 parent conferences and support services <sup>4</sup>         | At least 1 service          | <input checked="" type="checkbox"/> |
| Meal requirement                         | Breakfast and lunch  | At least 1/day              | <input checked="" type="checkbox"/> |



## RESOURCES

|                                   |                          |
|-----------------------------------|--------------------------|
| Total state Pre-K spending        | \$4,456,700              |
| Local match required?             | No                       |
| State spending per child enrolled | \$5,287                  |
| State Head Start spending         | \$4,456,700 <sup>5</sup> |
| State spending per 3-year-old     | \$0                      |
| State spending per 4-year-old     | \$449                    |

SPENDING PER CHILD ENROLLED



\* Pre-K programs may receive additional funds from federal or local sources that are not included in this figure.  
 \*\* K-12 expenditures include capital spending as well as current operating expenditures.  
 Data are for the '02-'03 school year, unless otherwise noted.

<sup>1</sup> While the program is not targeted to particular school districts, communities, or towns, it is available in each of Delaware's three counties. In 2002-2003, at least two programs were available in each county.  
<sup>2</sup> This number represents ECAP enrollment. All state-funded Head Start enrollment is through ECAP.  
<sup>3</sup> This represents the requirement to meet state child care licensing standards. There is no specific ECAP requirement.  
<sup>4</sup> Support services include parenting support or training, parent involvement activities, health services for children, information about nutrition, referral to social services, transition to kindergarten activities, and medical and dental services.  
<sup>5</sup> ECAP is a state-funded Head Start model. All state Pre-K spending is therefore directed toward Head Start programs.