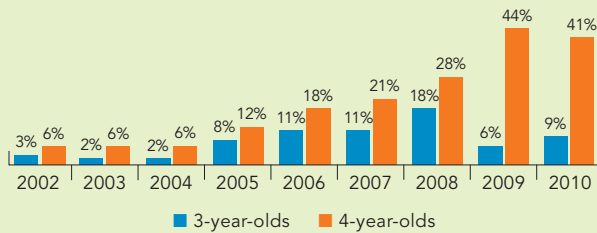
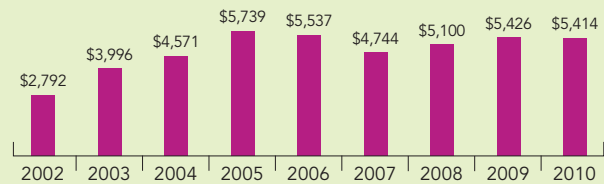


Arkansas

PERCENT OF STATE POPULATION ENROLLED



STATE SPENDING PER CHILD ENROLLED
(2010 DOLLARS)



In 1991, the Arkansas Better Chance (ABC) program was established as part of a statewide education reform initiative. While the program was initially funded entirely through a dedicated sales tax, ABC later received additional funding through an excise tax on packaged beer from 2001-2007. In addition, ABC receives some federal funding, although at least 40 percent of the program's overall funding must consist of local contributions. Over the past few years, state funding for the program has increased steadily, leading to greater access to preschool education.

Children from birth to age 5 from low-income families are eligible to receive early childhood services through the Arkansas Better Chance program. Other risk factors, such as being in foster care, developmental delay, family violence, having a parent on active overseas military duty, having a teen parent, low birth weight, low parental education level, or non-English speaking family members can also determine eligibility. Because of its diverse pre-K delivery system, more than half of ABC programs operate through public schools or education cooperatives with the other programs operating through Head Start and private organizations.

Pre-K teachers in ABC programs can receive financial support for professional development opportunities, including obtaining college degrees. Act 187 of 2009 requires the availability of a Birth through Prekindergarten Teaching Credential, as an additional professional pathway for preschool teachers in the Arkansas Better Chance program, with a tentative effective date of January 2011.

The ABC initiative participated in an evaluation for both process quality and program impact/child outcomes through a study that began sampling children in the 2005-2006 school year and continued through the 2009-2010 year. A second study replicating the first study begins in the 2010-2011 school year.

In the 2004-2005 program year, new state funds made possible the launching of the Arkansas Better Chance for School Success (ABCSS) program. To be eligible for ABCSS, 3- and 4-year-old children must come from families whose income is below 200 percent of the FPL. School districts where at least 75 percent of fourth-grade children perform below proficient on state benchmark exams in math and literacy or those classified as being in academic distress or school improvement status were the first to receive funding. However, with the program expanding, eligible children in other districts are now also receiving services.

This report profiles ABC and ABCSS together because both programs have similar requirements and standards.

ACCESS RANKINGS	
4-YEAR-OLDS	3-YEAR-OLDS
9	7

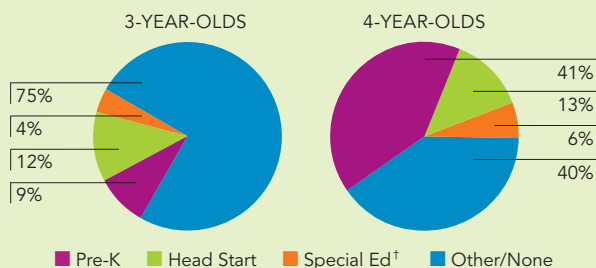
RESOURCES RANKINGS	
STATE SPENDING	ALL REPORTED SPENDING
11	8

ARKANSAS BETTER CHANCE/ARKANSAS BETTER CHANCE FOR SCHOOL SUCCESS

ACCESS

Total state program enrollment	20,503 ¹
School districts that offer state program	96%
Income requirement	90% of the children must be at or below 200% FPL
Hours of operation	7 hours/day, 5 days/week
Operating schedule	Academic year
Special education enrollment	8,662
Federally funded Head Start enrollment	9,996
State-funded Head Start enrollment	0

STATE PRE-K AND HEAD START ENROLLMENT AS PERCENTAGE OF TOTAL POPULATION



[†] This is an estimate of children in special education who are not enrolled in state-funded pre-K or Head Start.

QUALITY STANDARDS CHECKLIST

POLICY	STATE PRE-K REQUIREMENT	BENCHMARK	DOES REQUIREMENT MEET BENCHMARK?	<div style="border: 1px solid black; padding: 5px; text-align: center;"> TOTAL BENCHMARKS MET 9 </div>
Early learning standards	Comprehensive	Comprehensive	<input checked="" type="checkbox"/>	
Teacher degree	BA/BS (public); BA/BS per every 3 classrooms and AA otherwise (nonpublic) ²	BA	<input type="checkbox"/>	
Teacher specialized training	Degree in ECE or CD with P-4 certificate (public); Degree in ECE or CD (nonpublic) ²	Specializing in pre-K	<input checked="" type="checkbox"/>	
Assistant teacher degree	CDA	CDA or equivalent	<input checked="" type="checkbox"/>	
Teacher in-service	60 clock hours (certified staff); 30 clock hours (other staff)	At least 15 hours/year	<input checked="" type="checkbox"/>	
Maximum class size		20 or lower	<input checked="" type="checkbox"/>	
3-year-olds	20			
4-year-olds	20			
Staff-child ratio		1:10 or better	<input checked="" type="checkbox"/>	
3-year-olds	1:10			
4-year-olds	1:10			
Screening/referral and support services	Vision, hearing, health, dental, developmental; and support services ³	Vision, hearing, health; and at least 1 support service	<input checked="" type="checkbox"/>	
Meals	Breakfast, lunch, and snack	At least 1/day	<input checked="" type="checkbox"/>	
Monitoring	Site visits and other monitoring	Site visits	<input checked="" type="checkbox"/>	

RESOURCES

Total state pre-K spending	\$111,000,000 ^{4,5}
Local match required?	Yes, 40% of total funding ⁶
State spending per child enrolled	\$5,414 ⁵
All reported spending per child enrolled*	\$8,388

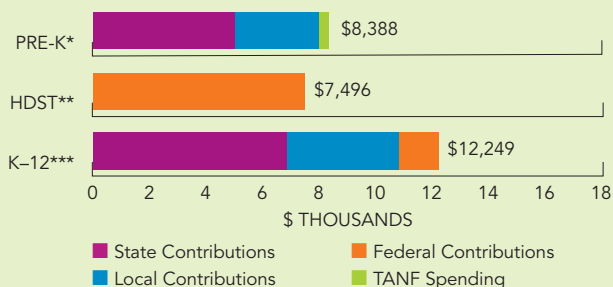
* Pre-K programs may receive additional funds from federal or local sources that are not included in this figure.

** Head Start per-child spending for the 2009-2010 year includes funding from the American Recovery and Reinvestment Act (ARRA).

*** K-12 expenditures include capital spending as well as current operating expenditures.

Data are for the '09-'10 school year, unless otherwise noted.

SPENDING PER CHILD ENROLLED



¹ This figure includes some infants and toddlers. It represents center-based enrollment only and does not include 5,510 children who received home-visiting services during the 2009-2010 program year.

² As of August 2007, lead teachers in public school settings are required to have a bachelor's degree in ECE or CD with P-4 certification. In all other settings, one teacher for every three classrooms must have a bachelor's degree in ECE, child development, or equivalent. This teacher is designated the lead teacher. The second and third classroom teachers must have at least an AA in ECE or child development.

³ Support services include two annual parent conferences or home visits, parenting support or training, parent involvement activities, health services for children, information about nutrition, referral to social services, and transition to kindergarten activities.

⁴ Additional state, TANF, and local funds totaling \$9,642,500, not included in this figure, were allocated to a home-based program option.

⁵ These figures include both state and TANF funds.

⁶ Programs must provide the 40 percent match in cash or through in-kind services. The funding sources are determined locally.