The State of Preschool 2017

nieer.org

The National Institute for Early Education Research annual report finds enrollment in state-funded pre-K has more than doubled since 2002, but funding has failed to keep pace.

Enrollment Top 10 STATES

by Percentage of 4-year-old Enrolled in 2016-17

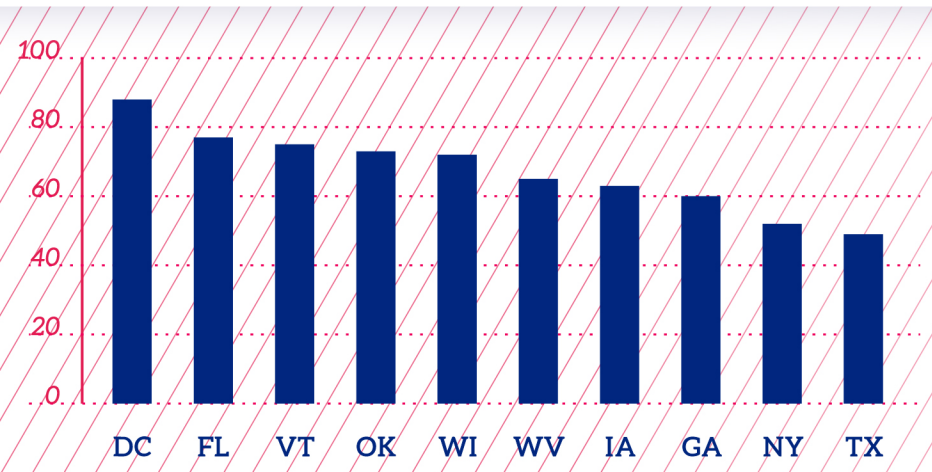

Nationwide, more than 1.5 million children are enrolled in state pre-K, 33% of 4-year-olds and 5% of 3 year-olds.

FACTS

1. High-quality pre-k can help boost learning and socio-emotional development
2. High-quality pre-K requires adequate funding for qualified teachers and programs
3. Average state pre-K spending per-child has decreased since 2002, in real dollars

State Pre-K Spending per child 2002 vs 2017*

* among states with programs in 2002, amount adjusted for inflation

Spending per child varies widely. Some states spend more per child now than in 2002 adjusting for inflation, but most do not. Nationwide, average spending per child dropped in real dollars. For details on each state, visit nieer.org

States with biggest drop in pre-k $/child

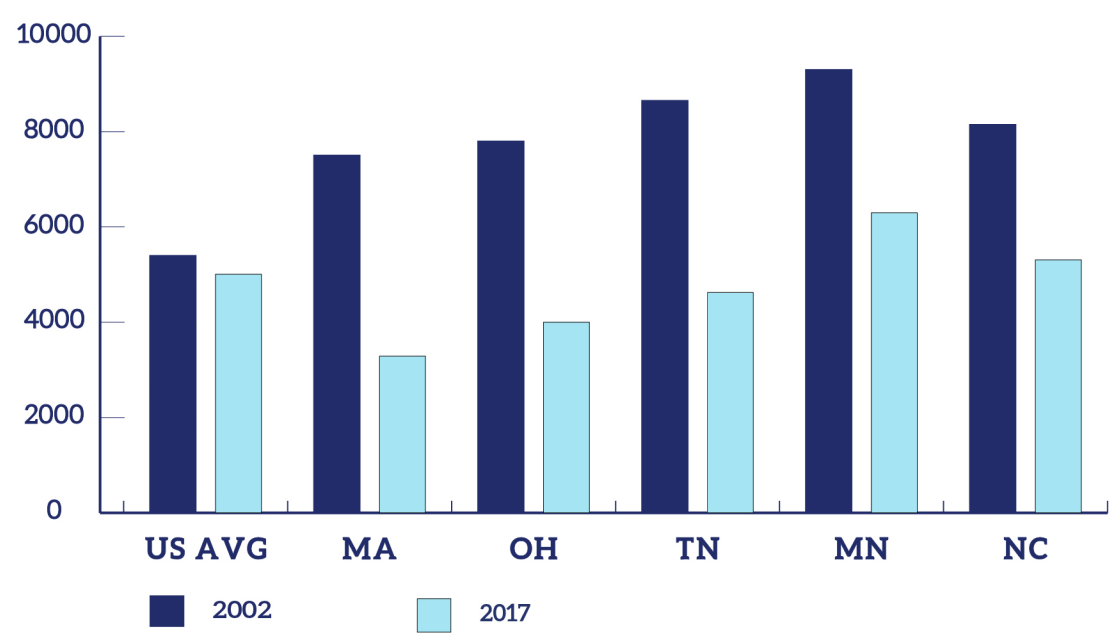

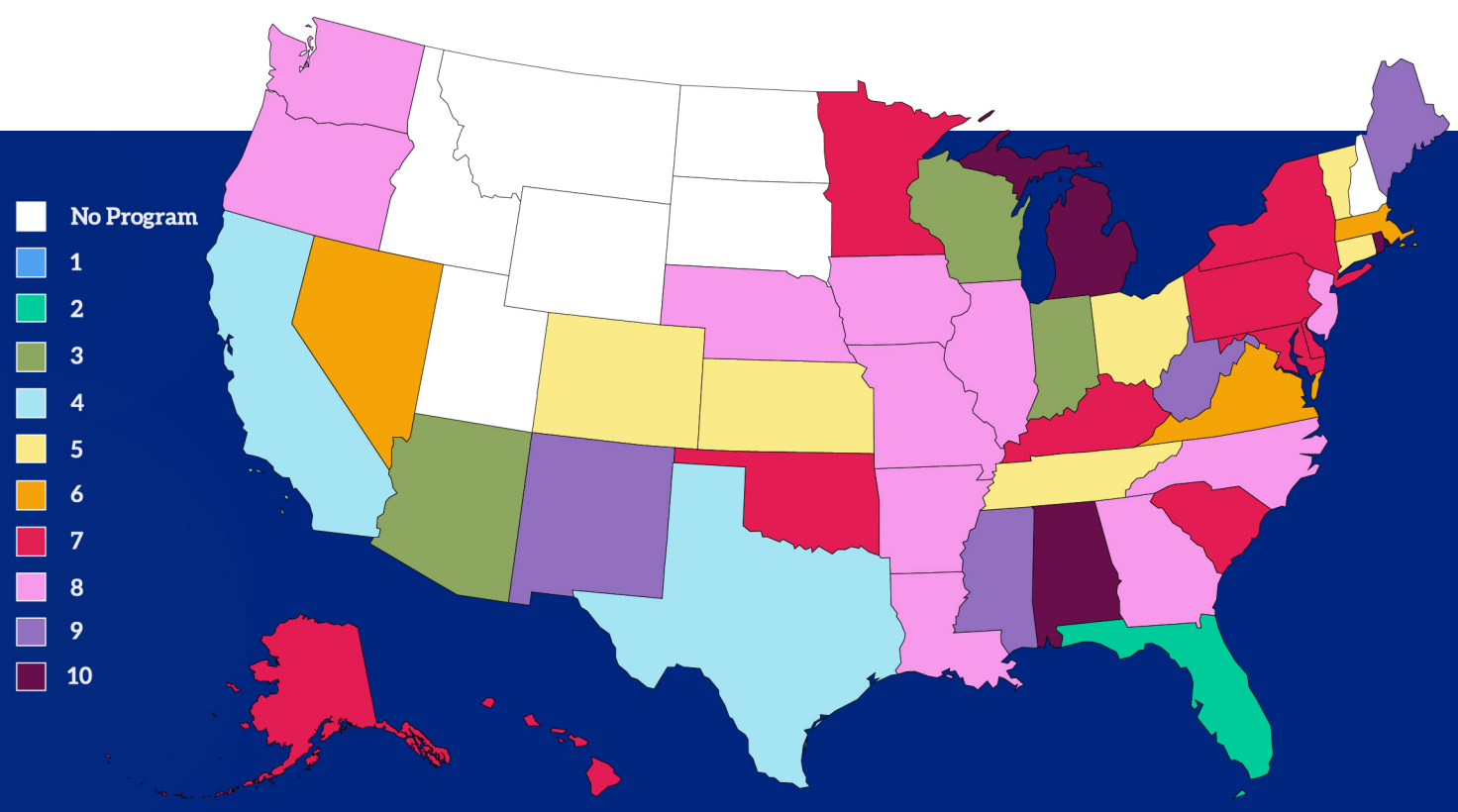

Quality Standards

Number of 10 quality standards benchmarks met by state

NIEER
NATIONAL INSTITUTE FOR EARLY EDUCATION RESEARCH