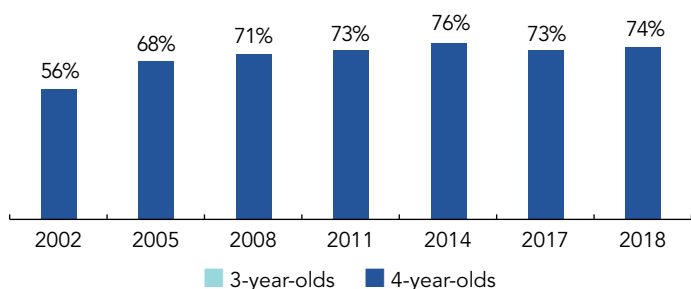
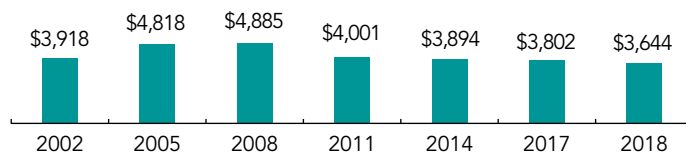


Oklahoma

PERCENT OF STATE POPULATION ENROLLED



STATE SPENDING PER CHILD ENROLLED (2018 DOLLARS)



OVERVIEW

Oklahoma preschool enrolled 39,807 four-year-olds in 2017-2018, an increase of 503 four-year-olds from the prior year. State funding totaled \$145,038,018, down \$4,395,047 (3%), adjusted for inflation, since last year. State spending per child equaled \$3,644 in 2017-2018, down \$158 from 2016-2017, adjusted for inflation. Oklahoma met 9 of 10 quality standards benchmarks.

WHAT'S NEW

Oklahoma teachers have a new minimum salary scale beginning in the 2018-2019 school year. The Oklahoma Partnership for School Readiness Foundation, Inc. was awarded a Preschool Development Grant Birth through Five award in 2018 for \$3.12 million to complete the following: conduct a needs assessment, create a coordinated early childhood plan, and develop and expand knowledge of EC programs as well as communication for parents and the community (Ready to Learn). This award has also enabled Oklahoma to increase capacity of Early Childhood providers through the following: Program for Infant Toddler Care (PITC) training, Mental Health Consultation services for underserved areas, LENA (speech program) services and training with Tribal Collaboration (Creek), and classroom coaching and mentoring.

BACKGROUND

Oklahoma launched its Early Childhood Four-Year-Old Program in 1980, intending to serve all 4-year-olds in the state. In 1990, the program received statewide funding for 4-year-olds eligible for the federal Head Start program, but local areas could choose to serve additional 4-year-olds through local funds or tuition. In 1998, Oklahoma became the second state in the nation to provide free preschool for all 4-year-olds, with 99% of school districts providing the program.

Public school districts receive funding for the Early Childhood Four-Year-Old Program through the state school finance formula. A per-pupil rate, calculated using the age of the child and the length of the program day, is used to repay districts. Most programs now are full-day, with some schools collaborating with other agencies and programs to provide extended-day services.

Districts can support community providers by placing public school teachers in child-care centers, Head Start settings, tribal early childhood centers, universities and community-based programs. Children in these sites receive the same services as children in public school locations and are considered public school enrollees.

In 2016, Oklahoma adopted the Oklahoma Academic Standards which are vertically aligned pre-K to 12th grade standards. The Oklahoma State Department of Education is providing continuous professional development and support to help teachers and administrators successfully implement these standards to strengthen pre-K programs and provide effective instruction and learning beyond the early years.

During the 2017-2018 school year, the Integrating Professional Learning Focus was piloted in all school districts in the state. As part of this new law, all teachers are required to have individualized professional development plans and to receive coaching.

ACCESS RANKINGS	
4-YEAR-OLDS	3-YEAR-OLDS
4	None Served

RESOURCE RANKINGS	
STATE SPENDING	ALL REPORTED SPENDING
34	14


TOTAL BENCHMARKS MET
9

OKLAHOMA EARLY CHILDHOOD FOUR-YEAR-OLD PROGRAM

ACCESS

Total state pre-K enrollment	39,807 ¹
School districts that offer state program	99%
Income requirement	No income requirement
Minimum hours of operation	2.5 hours/day; 5 days/week
Operating schedule	School or academic year
Special education enrollment, ages 3 and 4	4,857
Federally funded Head Start enrollment, ages 3 and 4	14,047
State-funded Head Start enrollment, ages 3 and 4	0

PERCENT OF POPULATION ENROLLED IN PUBLIC ECE



† Some Head Start children may also be counted in state pre-K.
 ** Estimates children in special education not also enrolled in state pre-K or Head Start.

QUALITY STANDARDS CHECKLIST

POLICY	OK PRE-K REQUIREMENT	BENCHMARK	REQUIREMENT MEETS BENCHMARK?
Early learning & development standards	Comprehensive, aligned, supported, culturally sensitive	Comprehensive, aligned, supported, culturally sensitive	<input checked="" type="checkbox"/>
Curriculum supports	Approval process & supports	Approval process & supports	<input checked="" type="checkbox"/>
Teacher degree	BA	BA	<input checked="" type="checkbox"/>
Teacher specialized training	ECE	Specializing in pre-K	<input checked="" type="checkbox"/>
Assistant teacher degree	HSD	CDA or equivalent	<input type="checkbox"/>
Staff professional development	15 hours/year; PD plans; Coaching	For teachers & assistants: At least 15 hours/year; individual PD plans; coaching	<input checked="" type="checkbox"/>
Maximum class size	20 (4-year-olds)	20 or lower	<input checked="" type="checkbox"/>
Staff-child ratio	1:10 (4-year-olds)	1:10 or better	<input checked="" type="checkbox"/>
Screening & referral	Vision, hearing, immunizations	Vision, hearing & health screenings; & referral	<input checked="" type="checkbox"/>
Continuous quality improvement system	Structured classroom observations; Data used for program improvement	Structured classroom observations; data used for program improvement	<input checked="" type="checkbox"/>

For more information about the benchmarks, see the Executive Summary and Roadmap to State Profile Pages.

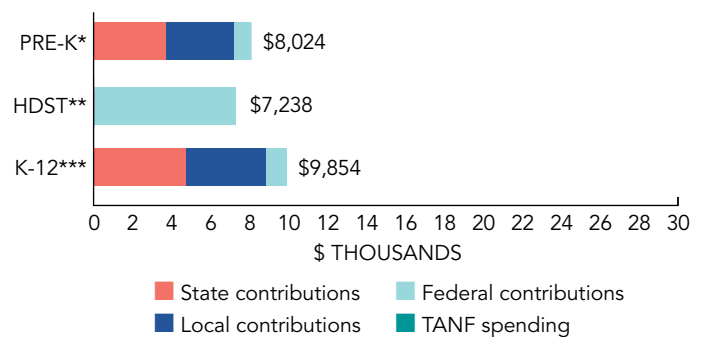
9

RESOURCES

Total state pre-K spending	\$145,038,018
Local match required?	No
State Head Start spending	\$1,687,528
State spending per child enrolled	\$3,644
All reported spending per child enrolled*	\$8,024

* Pre-K programs may receive additional funds from federal or local sources that are not included in this figure.
 ** Head Start per-child spending includes funding only for 3- and 4-year-olds.
 *** K-12 expenditures include capital spending as well as current operating expenditures.

SPENDING PER CHILD ENROLLED



¹ An additional 1,917 3-year-olds were in Oklahoma Early Childhood Four-Year-Old classrooms but were not funded with state dollars.