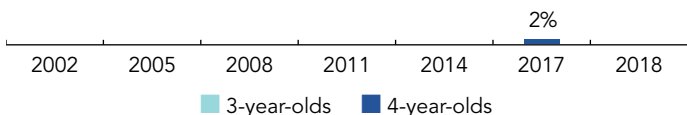
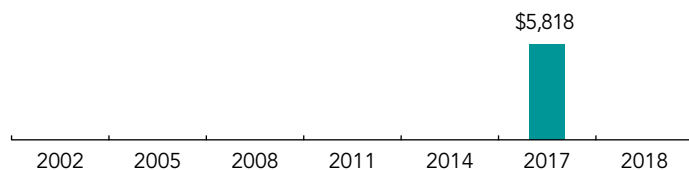


Indiana

PERCENT OF STATE POPULATION ENROLLED



STATE SPENDING PER CHILD ENROLLED (2018 DOLLARS)



NO PROGRAM

The state of Indiana does not offer a state-funded preschool program according to definitions used in this report. However, Indiana operates a preschool program with the goal of expanding enrollment of low-income 4-year-old children in high-quality early childhood education. The On My Way Pre-K program was signed into law in 2014 to provide grants to eligible, low-income 4-year-old children for qualified early education services, and operated across four counties in 2014-2015. The 2015-2016 school year marked the first full year of the On My Way Pre-K program, and in 2016-2017, the program operated in five counties. During the 2017-2018 school year, 2,423 children were enrolled in On My Way Pre-K, supported by \$4.5 million in state funding as well as \$9.6 million in federal funding. However, beginning with the 2017-2018 school year, eligibility for On My Way Pre-K was targeted towards low income families who were working and/or attending an accredited or certified education or training program. A longitudinal study through third grade of the preschool children supported by these grants and a control group will be completed by Purdue University.

During the 2013 legislative session, the Indiana General Assembly enacted the Early Education Matching Grant (EEMG) through 2018. EEMG has now been consolidated with On My Way Pre-K.

In 2017, the Indiana General Assembly passed new legislation to expand access to preschool to an additional 15 counties by the 2018-2019 school year. The new legislation also makes previously approved EEMG sites eligible to accept On My Way Pre-K grants, adding another eight individual sites in additional counties to the 2018-2019 expansion. Under the new legislation, all pre-K providers must be eligible to accept CCDF funding, providing families with a guaranteed 53-week subsidy period and continuity of care for their child if needed before and after kindergarten, if the family remains eligible at reauthorization.

On My Way Pre-K and EEMG both require services to be delivered via public schools, licensed or registered child care providers who have achieved Level 3 or Level 4 in Paths to QUALITY™, and, for On My Way Pre-K, accredited private schools. The programs have encouraged expansion of the number of Level 3 and Level 4 high-quality programs in Indiana, affecting not only the 4-year-old children enrolled with state funding, but also other children enrolled in these programs. Together, On My Way Pre-K and EEMG also have increased the number of high-quality slots in Indiana for low-income children, who now have an opportunity to both attend pre-K and to be better prepared for kindergarten.

Looking ahead, at the end of 2018, the Indiana Family and Social Services Administration was awarded \$6,895,336 under the Preschool Development Grant Birth through Five competition to build a robust system of coordinated supports for Hoosier families. These supports will increase opportunities for infants and toddlers and there will be greater access to well-educated, trained early educators who can facilitate seamless transitions to early elementary school.

ACCESS RANKINGS	
4-YEAR-OLDS	3-YEAR-OLDS
No Program	

RESOURCE RANKINGS	
STATE SPENDING	ALL REPORTED SPENDING
No Program	

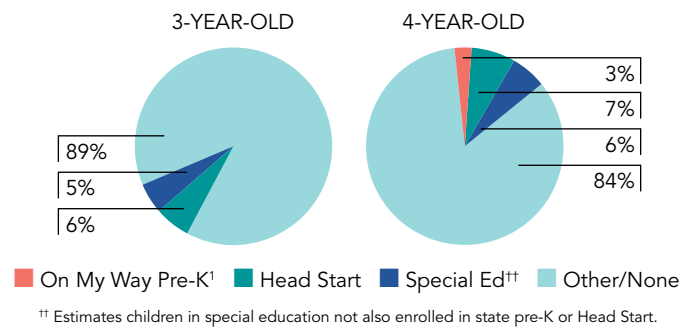
TOTAL BENCHMARKS MET
No Program

INDIANA

ACCESS

Total state pre-K enrollment	0 ¹
School districts that offer state program	NA
Income requirement	NA
Minimum hours of operation	NA
Operating schedule	NA
Special education enrollment, ages 3 and 4	10,744
Federally funded Head Start enrollment, ages 3 and 4	11,695
State-funded Head Start enrollment, ages 3 and 4	0

PERCENT OF POPULATION ENROLLED IN PUBLIC ECE



QUALITY STANDARDS CHECKLIST

NO PROGRAM

RESOURCES

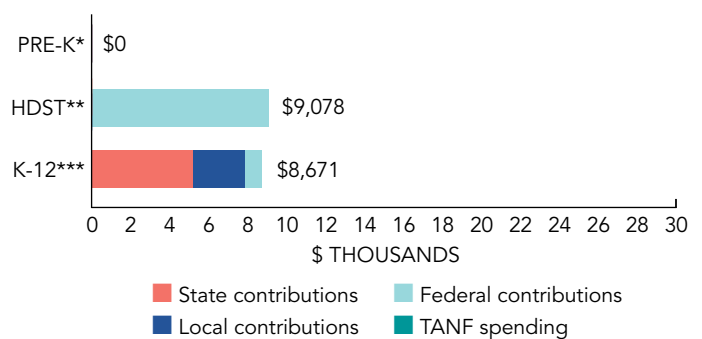
Total state pre-K spending	\$0
Local match required?	NA
State Head Start spending	\$0
State spending per child enrolled	\$0
All reported spending per child enrolled*	\$0

* Pre-K programs may receive additional funds from federal or local sources that are not included in this figure.

** Head Start per-child spending includes funding only for 3- and 4-year-olds.

*** K-12 expenditures include capital spending as well as current operating expenditures.

SPENDING PER CHILD ENROLLED



¹ On My Way Pre-K no longer meets the definition of a state-funded preschool program used in this report. However, the state spent \$4,541,885 to enroll 2,423 children in this program.