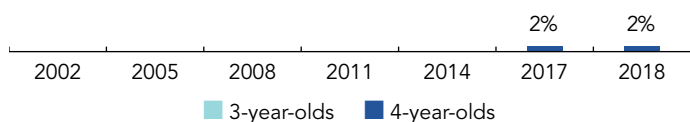
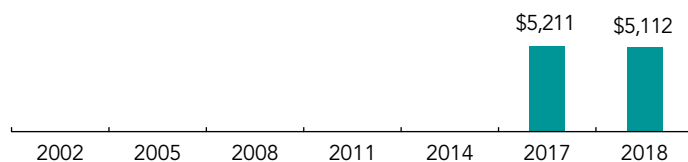


Guam

PERCENT OF STATE POPULATION ENROLLED



STATE SPENDING PER CHILD ENROLLED
(2018 DOLLARS)



OVERVIEW

Guam preschool enrolled 71 children in 2017-2018, the same number as the prior year. State funding totaled \$362,973, down \$7,014 (2%), adjusted for inflation, since last year. State spending per child equaled \$5,112 in 2017-2018, down \$99 from 2016-2017, adjusted for inflation. Guam met 6 of 10 quality standards benchmarks.

WHAT'S NEW

In October 2017, Guam's Legislature and Governor approved the expansion of an additional four pilot prekindergarten classrooms in the Budget Law. Due to budget constraints, Guam's Department of Education was not able to proceed with the expansion. However, 2017-2018 did mark the start of on-going classroom embedded support for Pilot Prekindergarten teachers through a coaching model.

BACKGROUND

The Guam Department of Education's publicly funded Pilot Prekindergarten Program is available in all four regions of the territory's single school district. Each region has one Prekindergarten Program classroom located within a public school. All age-eligible children may enroll in the program, which has no income limit for eligibility. Guam's Prekindergarten Program operates six hours a day, five days a week, following the school year or academic calendar, and providing 978 hours of services per year. Both lunch and breakfast are served to children attending the program.

The program's maximum class size is 18 children, with a teacher-to-student ratio of 1 to 9. Lead teachers are required to have an associate degree with early childhood education specialization and either pre-K or pre-K to 2nd grade certification. Lead teachers also are required to participate in 30 clock hours of in-service professional development annually. Assistant teachers are required to hold a high school diploma, but are not required to participate in any professional development.

A formal evaluation of the program was conducted by the Guam Department of Education's Administrator for Research, Planning & Evaluation in 2018 and is currently under review by the Guam Education Board.

TOTAL
BENCHMARKS MET

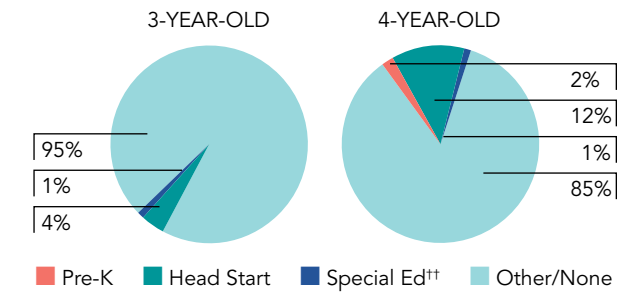
6

GUAM DEPARTMENT OF EDUCATION PILOT PREKINDERGARTEN PROGRAM

ACCESS

Total state pre-K enrollment	71
School districts that offer state program	100%
Income requirement	No income requirement
Minimum hours of operation	6 hours/day; 5 days/week
Operating schedule	School or academic year
Special education enrollment, ages 3 and 4	108
Federally funded Head Start enrollment, ages 3 and 4	534
State-funded Head Start enrollment, ages 3 and 4	0

PERCENT OF POPULATION ENROLLED IN PUBLIC ECE



** Estimates children in special education not also enrolled in state pre-K or Head Start.

QUALITY STANDARDS CHECKLIST

POLICY	GUAM PRE-K REQUIREMENT	BENCHMARK	REQUIREMENT MEETS BENCHMARK?
Early learning & development standards	Comprehensive, aligned, supported, culturally sensitive	Comprehensive, aligned, supported, culturally sensitive	<input checked="" type="checkbox"/>
Curriculum supports	Approval process & supports	Approval process & supports	<input checked="" type="checkbox"/>
Teacher degree	AA	BA	<input type="checkbox"/>
Teacher specialized training	ECE	Specializing in pre-K	<input checked="" type="checkbox"/>
Assistant teacher degree	HSD	CDA or equivalent	<input type="checkbox"/>
Staff professional development	30 hours/year (teachers only); PD plans (teachers only); Coaching	For teachers & assistants: At least 15 hours/year; individual PD plans; coaching	<input type="checkbox"/>
Maximum class size	18 (4-year-olds)	20 or lower	<input checked="" type="checkbox"/>
Staff-child ratio	1:9 (4-year-olds)	1:10 or better	<input checked="" type="checkbox"/>
Screening & referral	Immunizations, full physical exam, no vision or hearing	Vision, hearing & health screenings; & referral	<input type="checkbox"/>
Continuous quality improvement system	Structured classroom observations; Data used for program improvement	Structured classroom observations; data used for program improvement	<input checked="" type="checkbox"/>

For more information about the benchmarks, see the Executive Summary and Roadmap to State Profile Pages.

6

RESOURCES

Total state pre-K spending	\$362,973
Local match required?	No
State Head Start spending	\$0
State spending per child enrolled	\$5,112
All reported spending per child enrolled*	\$5,112

* Pre-K programs may receive additional funds from federal or local sources that are not included in this figure.

** Head Start per-child spending includes funding only for 3- and 4-year-olds.

*** K-12 expenditures include capital spending as well as current operating expenditures.

SPENDING PER CHILD ENROLLED

