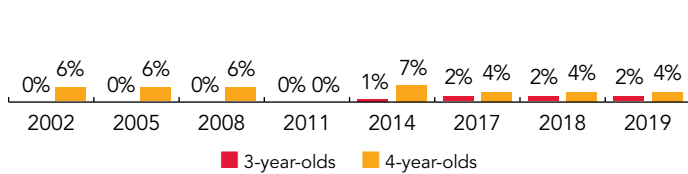
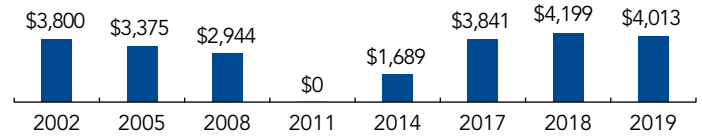


Arizona

PERCENT OF STATE POPULATION ENROLLED



STATE SPENDING PER CHILD ENROLLED (2019 DOLLARS)



OVERVIEW

Arizona preschool enrolled 5,410 children in 2018-2019, an increase of 154 children from the prior year. State funding totaled \$21,712,929, down \$356,383 (2%), adjusted for inflation, since last year. State spending per child equaled \$4,013 in 2018-2019, down \$185 from 2017-2018, adjusted for inflation. Arizona met 3 of 10 quality standards benchmarks.

WHAT'S NEW

Arizona has updated the minimum annual instructional hours required by all programs participating in Quality First Scholarships to 400 hours annually for part-day and 1,120 hours annually for full-day. In addition, the state also requires a monthly minimum number of hours to be 34 hours for part-day programs and 93 hours for full-day ones.

BACKGROUND

Arizona began funding preschool programs in 1991 with supplemental services for preschool, full-day kindergarten, and first through third grade education supported by the federal Early Childhood Block Grant (ECBG) from 1996 until 2010 when that funding ended.

In 2006, Arizona voters earmarked tobacco tax revenues for early childhood development and health programs and created the Early Childhood Development and Health Board, known as First Things First (FTF), to oversee those funds. FTF allocates those funds to communities based on the birth to five population and percentage of young children in poverty. Volunteer regional councils recommend early childhood programs to fund. These public funds can be used for various early childhood programs, including increasing access to early learning. This is accomplished through Quality First (QF) Scholarships serving children birth to five years old living at or below 200% FPL. Private child care, public schools, Head Start settings, tribally regulated programs, family child care homes, and faith-based programs are eligible to receive QF Scholarships as long as they participate in Quality First, the state's Quality Improvement and Rating System (QIRS) and have met at least a three-star rating on the QIRS quality standards. QF Scholarship reimbursement rates vary by program type.

Due to dramatic decreases in tobacco tax revenues (a 30%, \$49 million drop since 2008), the FTF Board in 2015 determined that a budget reset was necessary to ensure consistent funding levels over the next nine to 15 years. This resulted in a sharp drop in program funding for SFY16, including QF scholarships. Despite ongoing decreases in tobacco revenue (8% in the past two years alone), FTF's commitment to QF Scholarships has grown, increasing from \$35 million in FY16 to \$44 million in FY19 in all settings (center-based and home based) and for all ages birth through 5.

Arizona also received federal funding to support 74 pre-K programs through the Preschool Development Grant (PDG) during 2018-2019 and to enhance quality through the state QRIS. As a result of PDG funding, 3,074 children received their early education from providers committed to continuous quality improvement in 2018-2019. Participation in the state QRIS provides programs with on-site coaching, mental health consultation, child care health consultation, professional development and college scholarships for early educators, along with financial incentives. In addition, FTF collaborates with the state to meet federal match requirements and preserve \$37 million per year in federal Child Care and Development Fund (CCDF) funds. In the 10 years this partnership has been in place, Arizona has been able to leverage \$378 million in federal subsidy dollars that otherwise would have been lost.

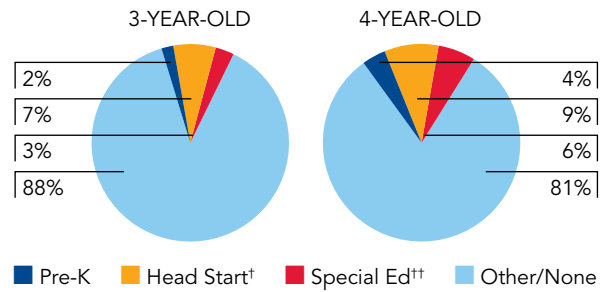
ACCESS RANKINGS		RESOURCE RANKINGS		TOTAL BENCHMARKS MET
4-YEAR-OLDS	3-YEAR-OLDS	STATE SPENDING	ALL REPORTED SPENDING	
43	24	29	36	3

QUALITY FIRST SCHOLARSHIPS

ACCESS

Total state pre-K enrollment.....	5,410
School districts that offer state program.....	86% (Regional Partnership Councils)
Income requirement.....	200% FPL
Minimum hours of operation.....	34 hours/month
Operating schedule.....	Determined locally
Special education enrollment, ages 3 and 4.....	9,730
Federally funded Head Start enrollment, ages 3 and 4.....	13,891
State-funded Head Start enrollment, ages 3 and 4.....	0

PERCENT OF POPULATION ENROLLED IN PUBLIC ECE



[†] Some Head Start children may also be counted in state pre-K.
^{††} Estimates children in special education not also enrolled in state pre-K or Head Start.

QUALITY STANDARDS CHECKLIST

POLICY	AZ PRE-K REQUIREMENT	BENCHMARK	REQUIREMENT MEETS BENCHMARK?
Early learning & development standards	Comprehensive, aligned, supported, culturally sensitive	Comprehensive, aligned, supported, culturally sensitive	<input checked="" type="checkbox"/>
Curriculum supports	Approval process & supports	Approval process & supports	<input checked="" type="checkbox"/>
Teacher degree	12 credit hours in ECE, CDA (25% of teachers)	BA	<input type="checkbox"/>
Teacher specialized training	12 credit hours in ECE, CDA (25% of teachers)	Specializing in pre-K	<input type="checkbox"/>
Assistant teacher degree	HSD	CDA or equivalent	<input type="checkbox"/>
Staff professional development	18 hours/year	For teachers & assistants: At least 15 hours/year; individual PD plans; coaching	<input type="checkbox"/>
Maximum class size	26 (3-year-olds); 30 (4-year-olds)	20 or lower	<input type="checkbox"/>
Staff-child ratio	1:13 (3-year-olds); 1:15 (4-year-olds)	1:10 or better	<input type="checkbox"/>
Screening & referral	Immunizations	Vision, hearing & health screenings; & referral	<input type="checkbox"/>
Continuous quality improvement system	Structured classroom observations; Data used for program improvement	Structured classroom observations; data used for program improvement	<input checked="" type="checkbox"/>

For more information about the benchmarks, see the Executive Summary and Roadmap to State Profile Pages.

3

RESOURCES

Total state pre-K spending.....	\$21,712,929
Local match required?.....	No
State Head Start spending.....	\$0
State spending per child enrolled.....	\$4,013
All reported spending per child enrolled*.....	\$4,013

* Pre-K programs may receive additional funds from federal or local sources that are not included in this figure.

** Head Start per-child spending includes funding only for 3- and 4-year-olds.

*** K-12 expenditures include capital spending as well as current operating expenditures.

SPENDING PER CHILD ENROLLED

