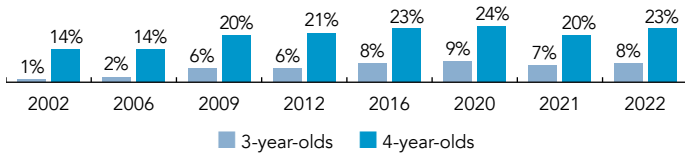
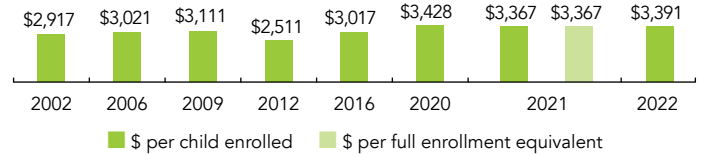


Colorado

PERCENT OF STATE POPULATION ENROLLED



STATE SPENDING PER CHILD ENROLLED (2022 DOLLARS)



OVERVIEW

During the 2021-2022 school year, Colorado preschool enrolled 20,467 children, an increase of 2,279 from the prior year, as the program began to recover from the impact of the COVID-19 pandemic. State spending totaled \$69,412,304, up \$8,164,817 (13%), adjusted for inflation since last year. State spending per child equaled \$3,391 in 2021-2022, up \$24 from 2020-2021, adjusted for inflation. Colorado met 4 of 10 quality standards benchmarks.

WHAT'S NEW

The passage of Proposition EE in November 2020, and related laws (e.g., HB22-1295) passed in 2021 and 2022 to establish the Department of Early Childhood (CDEC) and the Universal Preschool Program will significantly change the early childhood landscape in Colorado. This new statewide universal preschool program will launch July 1, 2023 at which time the Colorado Preschool Program will sunset. The new program will be administered through Local Coordinating Organizations rather than local school districts. The Colorado Department of Education will continue to administer federal and state funding for special education in accordance with IDEA and Exception Children's Educational Act (ECEA) for children ages three through five.

Colorado Department of Early Childhood received a \$3,971,588 Preschool Development Grant Birth through Five (PDG B-5) in December 2022. Colorado Shines Brighter (PDG B-5) is based on the state's shared vision to ensure all children are ready for school when entering kindergarten by achieving three outcomes: Colorado families have access to quality formal early childhood care and education settings of their choosing which best meet the needs of their child and family, especially those who are vulnerable and infants and toddlers; Informal early childhood care and education environments (parental, friend, family, and neighbor care) are enhanced to enrich and support children's physical, social, emotional, and cognitive development; and Colorado's B-5 early childhood state system is coordinated and aligned to enhance the resources available to families and to improve the quality of relationships among families, caregivers, and children.

BACKGROUND

The Colorado Preschool Program (CPP) launched in 1988 for 4-year-olds who needed language development support in hopes of lowering school dropout rates and reducing dependence on public assistance. In 1992, CPP became a permanent program and expanded eligibility to young children lacking overall school readiness due to family risk factors, as defined by statute (e.g., eligibility for FRPL, dual language learners, in foster care, family history of abuse or neglect, homelessness, parental substance abuse, or teen parent, as well as locally determined risk factors). Four-year-olds must meet at least one risk factor to enroll in CPP, while 3-year-olds are required to meet a minimum of three risk factors. Three districts also serve a limited number of children under the age of three using a waiver that is no longer statutorily available. The data in this report only pertains to children aged three and up.

In the 2021-2022 school year, 98% of the state's 179 school districts offered CPP. Districts reapply annually to implement CPP. CPP funding is determined by the Colorado school finance formula, with preschoolers receiving half the amount for students in grades 1 through 12, and significant funds included in the financing formula from local school tax revenues. Funds are distributed directly to school districts, each receiving a base allocation from the Colorado Department of Education (CDE) of half-day positions to serve eligible children. Schools may provide pre-K service by subcontracting with private childcare centers, Head Start, or other community-based or public agencies. CPP providers are encouraged to use additional funding sources, such as federal Head Start money, tuition, or local funds, to extend the program day, supplement services, or provide wraparound care.

ACCESS RANKINGS	
4-YEAR-OLDS	3-YEAR-OLDS
26	15

RESOURCE RANKINGS	
STATE SPENDING	ALL REPORTED SPENDING
40	31

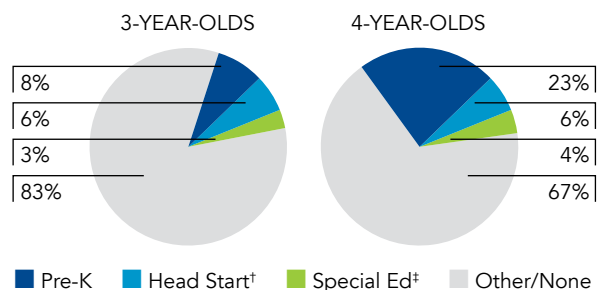
TOTAL BENCHMARKS MET
4

COLORADO PRESCHOOL PROGRAM

ACCESS

Total state pre-K enrollment	20,467
School districts that offer state program	98%
Income requirement	185% FPL
Minimum hours of operation	2.5 hours/day
Operating schedule	School or academic year
Special education enrollment, ages 3 and 4	7,102
Federally funded Head Start enrollment, ages 3 and 4	7,537
State-funded Head Start enrollment, ages 3 and 4	0

PERCENT OF POPULATION ENROLLED IN PUBLIC ECE



† Some Head Start children may also be counted in state pre-K.
‡ Estimates children in special education not also enrolled in state pre-K or Head Start.

QUALITY STANDARDS CHECKLIST

POLICY	CO PRE-K REQUIREMENT	BENCHMARK	REQUIREMENT MEETS BENCHMARK?
Early learning & development standards	Comprehensive, aligned, supported, culturally sensitive	Comprehensive, aligned, supported, culturally sensitive	<input checked="" type="checkbox"/>
Curriculum supports	Approval process	Approval process & supports	<input type="checkbox"/>
Teacher degree	Early Childhood Teacher Qualification	BA	<input type="checkbox"/>
Teacher specialized training	Early Childhood Teacher Qualification	Specializing in pre-K	<input checked="" type="checkbox"/>
Assistant teacher degree	None	CDA or equivalent	<input type="checkbox"/>
Staff professional development	15 hours/year	For teachers & assistants: At least 15 hours/year; individual PD plans; coaching	<input type="checkbox"/>
Maximum class size	16 (3- & 4-year-olds)	20 or lower	<input checked="" type="checkbox"/>
Staff-child ratio	1:8 (3- & 4-year-olds)	1:10 or better	<input checked="" type="checkbox"/>
Screening & referral	None	Vision, hearing & health screenings; & referral	<input type="checkbox"/>
Continuous quality improvement system	Structured classroom observations (above QRIS Level 2); Data used for program improvement	Structured classroom observations; data used for program improvement	<input type="checkbox"/>

4

For more information about the benchmarks, see the Executive Summary and Roadmap to State Profile Pages.

* Indicates that while policy meets the benchmark, it is not being implemented fully.

RESOURCES

Total state pre-K spending	\$69,412,304
Local match required?	Yes
State Head Start spending	\$0
State spending per child enrolled	\$3,391
All reported spending per child enrolled*	\$6,240

* Pre-K programs may receive additional funds from federal or local sources that are not included in this figure.

† Head Start per-child spending includes funding only for 3- and 4-year-olds.

‡ K-12 expenditures include capital spending as well as current operating expenditures.

SPENDING PER CHILD ENROLLED

