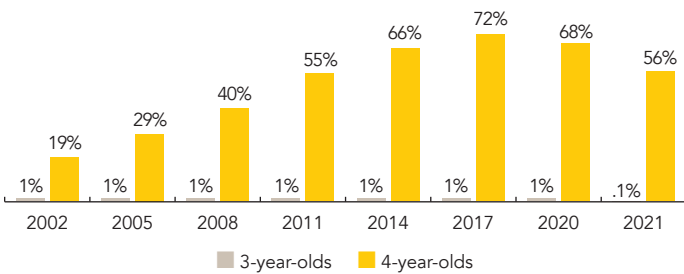
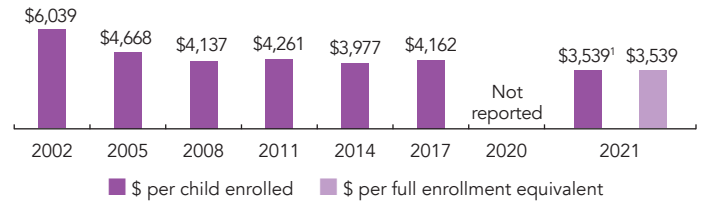


# Wisconsin

PERCENT OF STATE POPULATION ENROLLED



STATE SPENDING PER CHILD ENROLLED (2021 DOLLARS)



## OVERVIEW

During the 2020-2021 school year, as the COVID-19 pandemic continued, Wisconsin Four-Year Old Kindergarten (4K) enrolled 41,993 children, a decrease of 9,876 children from the prior year. State funding totaled \$148,612,432 and state spending per child was \$3,539. State spending per child is an average figure; funding for 4K is based on a formula which results in varied spending amounts per child. Wisconsin met 3 of 10 quality standards benchmarks.

## WHAT'S NEW

The 2020-2021 program year brought a mix of remote and in-person learning across Wisconsin, with instructional decisions being made at the local level. Some districts also provided summer programming or enrichment activities, based on school board decisions. For the 2021-2022 school year, districts are required to provide instructional programming and family outreach (if applicable) similar to pre-COVID-19. The option to submit an application to waive educational requirements is no longer in place.

The final 2021-2023 biennial state budget did not increase educational funding at the state level, rather funds from the federal government (CARES, ESSER, etc.) have accounted for the increase in educational funding for the biennium for all grade levels.

## BACKGROUND

Since becoming a state in 1848, Wisconsin's Constitution has included a promise to provide free, voluntary education for 4-year-olds. School districts are not required to offer a Four-Year-Old Kindergarten program (4K), but if they do, it must be open to all age eligible children within the school district.

Funding for 4K is part of the overall school funding formula. For state aid purposes, 4K students are counted as either .5 or .6 full time equivalent (FTE), depending on the services the school provides. Districts provide either 437 hours of instruction or 349.5 hours of instruction and 87.5 hours of family outreach (for .5 FTE membership aid) or 437 hours of instruction and 87.5 hours of family outreach (for .6 FTE membership aid). Funds for 4K are distributed to public schools, which may subcontract and collaborate with community providers per guidance of public education funding and state requirements. Partners may include the following: private child-care centers, faith-based centers, family child care providers, or Head Start agencies. Operating schedules are locally determined with most programs operating part-day, four or five days per week and some operating full-day, two or three days per week.

The Wisconsin Head Start State Supplement Grant is a separate budgetary item that offers state funding, via an application, to federal Head Start grantees in Wisconsin. Funding is used to supplement the provision of comprehensive early childhood education services for children and families enrolled in Early Head Start and Head Start. Awarded grantees continue to follow the federal Head Start Performance Standards. Ongoing collaborative efforts bring together Head Start technical assistance and training with other professional development efforts at both the state and local levels.

The Wisconsin Head Start State Supplement Grant data is not being reported for the 2020-2021 school year since supplemental funds do not substantially expand the number of children served, a requirement for the program to be considered a state preschool program.

<sup>1</sup> Spending per child is an average figure; funding for WI 4K is based on a formula which results in varying spending amounts per child.

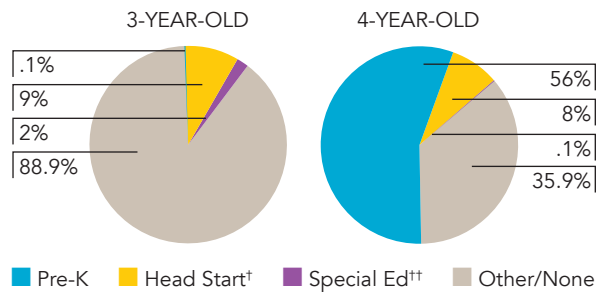
ACCESS RANKINGS		RESOURCE RANKINGS		TOTAL BENCHMARKS MET
4-YEAR-OLDS	3-YEAR-OLDS	STATE SPENDING	ALL REPORTED SPENDING	
7	34	37	27	3

## WISCONSIN FOUR-YEAR-OLD KINDERGARTEN (4K)

### ACCESS

Total state pre-K enrollment .....	41,993
School districts that offer state program .....	99%
Income requirement .....	No income requirement
Minimum hours of operation .....	2.5 hours/day
Operating schedule .....	Determined locally
Special education enrollment, ages 3 and 4 .....	7,194
Federally funded Head Start enrollment, ages 3 and 4 .....	11,691
State-funded Head Start enrollment, ages 3 and 4 .....	336

### PERCENT OF POPULATION ENROLLED IN PUBLIC ECE



† Some Head Start children may also be counted in state pre-K.  
 †† Estimates children in special education not also enrolled in state pre-K or Head Start.

### QUALITY STANDARDS CHECKLIST

POLICY	WI 4K REQUIREMENT	BENCHMARK	REQUIREMENT MEETS BENCHMARK?
Early learning & development standards	Comprehensive, aligned with other state standards, supported, culturally sensitive	<b>Comprehensive, aligned, supported, culturally sensitive</b>	<input type="checkbox"/>
Curriculum supports	Approval process & supports	<b>Approval process &amp; supports</b>	<input checked="" type="checkbox"/>
Teacher degree	BA	<b>BA</b>	<input checked="" type="checkbox"/>
Teacher specialized training	ECE	<b>Specializing in pre-K</b>	<input checked="" type="checkbox"/>
Assistant teacher degree	HSD (public); Other (nonpublic)	<b>CDA or equivalent</b>	<input type="checkbox"/>
Staff professional development	PD plans (public teachers); Coaching (some nonpublic)	<b>For teachers &amp; assistants: At least 15 hours/year; individual PD plans; coaching</b>	<input type="checkbox"/>
Maximum class size	Determined locally (4-year-olds)	<b>20 or lower</b>	<input type="checkbox"/>
Staff-child ratio	Determined locally (4-year-olds)	<b>1:10 or better</b>	<input type="checkbox"/>
Screening & referral	Vision & immunizations	<b>Vision, hearing &amp; health screenings; &amp; referral</b>	<input type="checkbox"/>
Continuous quality improvement system	Structured classroom observations determined locally; Data used for program improvement at local level only	<b>Structured classroom observations; data used for program improvement</b>	<input type="checkbox"/>

For more information about the benchmarks, see the Executive Summary and Roadmap to State Profile Pages.

3

### RESOURCES

Total state pre-K spending .....	\$148,612,432
Local match required? .....	No
State Head Start spending .....	\$6,264,100
State spending per child enrolled .....	\$3,539 <sup>1</sup>
All reported spending per child enrolled* .....	\$6,781 <sup>1</sup>

\* Pre-K programs may receive additional funds from federal or local sources that are not included in this figure.

\*\* Head Start per-child spending includes funding only for 3- and 4-year-olds.

\*\*\* K-12 expenditures include capital spending as well as current operating expenditures.

### SPENDING PER CHILD ENROLLED

