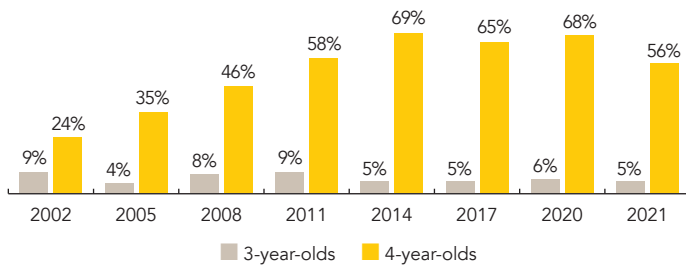
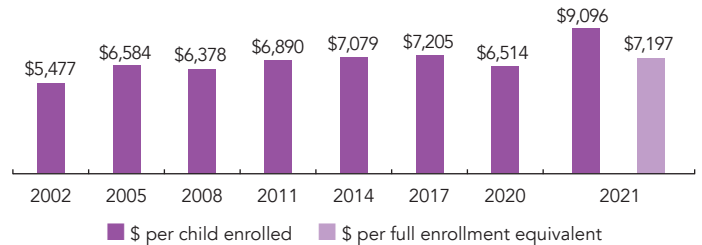


West Virginia

PERCENT OF STATE POPULATION ENROLLED



STATE SPENDING PER CHILD ENROLLED (2021 DOLLARS)



OVERVIEW

During the 2020-2021 school year, as the COVID-19 pandemic continued, West Virginia preschool enrolled 11,981 children, a decrease of 3,161 children from the prior year. State funding totaled \$102,661,605 with an additional \$5,941,335 in TANF funds and \$376,906 in federal recovery funds to support the program, up \$10,349,422 (10%), adjusted for inflation, since last year. State spending per child (including TANF and federal recovery funds) equaled \$9,096 in 2020-2021, up \$2,582 from 2019-2020, adjusted for inflation. West Virginia met 9 of 10 quality standards benchmarks.

WHAT'S NEW

The Governor delayed the start of the 2020-2021 school year until September 8, 2020 with a mix of in-person, blended, and remote instruction based on each county's re-entry plan and the School Re-entry Metrics and Protocols map. All state-funded preschool programs returned to in-person instruction by March 2021.

BACKGROUND

West Virginia introduced public preschool in 1983 for 3- and 4-year-olds through the Public School Early Childhood Education program. In 2002, legislation passed that required pre-K to be available to all 4-year-olds by 2012. Today, West Virginia's Universal Pre-K System provides pre-K programs in all 55 counties in the state, serving 4-year-olds, as well as some 3-year-olds with special needs, and some kindergarten-eligible children if it is determined that kindergarten placement is not in the child's best interest.

Public schools receive West Virginia Universal Pre-K funding directly, with half of all programs required to partner with child care centers, private pre-K, or Head Start agencies to meet demand. During the 2020-2021 school year, the collaboration rate was 82%. Programs are permitted to use additional funding from IDEA and federal Head Start.

As of July 2013, all new lead teachers in nonpublic settings are required to have at least a BA in ECE or a related field and, as of July 2014, all assistant teachers are required to apply for the Early Childhood Classroom Assistant Teacher Authorization, which requires a CDA or equivalent, as determined by the West Virginia Board of Education. West Virginia also increased instructional days per year and hours per week to at least 1,500 minutes (25 hours) of instruction per week and 48,000 minutes (800 hours) of instruction per year. Programs must operate no fewer than four days per week.

The West Virginia Universal Pre-K program is undergoing a multi-year study to assess the effects of program participation. Programs develop monitoring systems to offer ongoing continuous quality improvement, using monitoring tools recognized by a local collaborative team. Children are assessed three times per year using the Early Learning Scale, and this information is used to track child and program outcomes over time, guide teacher professional development and coaching, make adjustments to curricula, and measure kindergarten readiness.

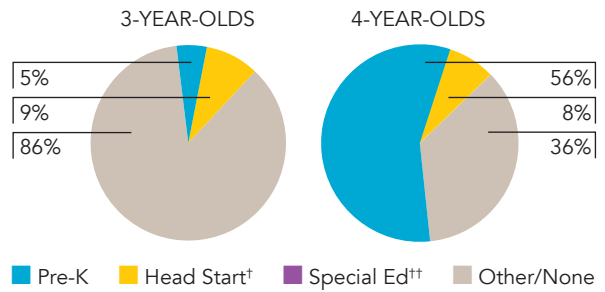
ACCESS RANKINGS		RESOURCE RANKINGS		TOTAL BENCHMARKS MET
4-YEAR-OLDS	3-YEAR-OLDS	STATE SPENDING	ALL REPORTED SPENDING	
6	18	14	8	9

WEST VIRGINIA UNIVERSAL PRE-K

ACCESS

Total state pre-K enrollment	11,981
School districts that offer state program	100% (counties/parishes)
Income requirement	No income requirement
Minimum hours of operation	25 hours/week; 4 days/week
Operating schedule	School or academic year
Special education enrollment, ages 3 and 4	2,315
Federally funded Head Start enrollment, ages 3 and 4	6,738
State-funded Head Start enrollment, ages 3 and 4	0

PERCENT OF POPULATION ENROLLED IN PUBLIC ECE



† Estimates children in Head Start not also enrolled in state pre-K.
 †† Estimates children in special education not also enrolled in state pre-K or Head Start.

QUALITY STANDARDS CHECKLIST

POLICY	WV PRE-K REQUIREMENT	BENCHMARK	REQUIREMENT MEETS BENCHMARK?
Early learning & development standards	Comprehensive, aligned, supported, culturally sensitive	Comprehensive, aligned, supported, culturally sensitive	<input checked="" type="checkbox"/>
Curriculum supports	Approval process & supports	Approval process & supports	<input checked="" type="checkbox"/>
Teacher degree	BA	BA	<input checked="" type="checkbox"/>
Teacher specialized training	ECE, CD, ECE SpEd	Specializing in pre-K	<input checked="" type="checkbox"/>
Assistant teacher degree	CDA	CDA or equivalent	<input checked="" type="checkbox"/>
Staff professional development	15 hours/year; PD plans; Coaching (classrooms collaborating with Head Start)	For teachers & assistants: At least 15 hours/year; individual PD plans; coaching	<input type="checkbox"/>
Maximum class size	20 (3- & 4-year-olds)	20 or lower	<input checked="" type="checkbox"/>
Staff-child ratio	1:10 (3- & 4-year-olds)	1:10 or better	<input checked="" type="checkbox"/>
Screening & referral	Vision, hearing, health & more	Vision, hearing & health screenings; & referral	<input checked="" type="checkbox"/>
Continuous quality improvement system	Structured classroom observations; Data used for program improvement	Structured classroom observations; data used for program improvement	<input checked="" type="checkbox"/>

For more information about the benchmarks, see the Executive Summary and Roadmap to State Profile Pages.

9

RESOURCES

Total state pre-K spending	\$108,979,846
Local match required?	No
State Head Start spending	\$0
State spending per child enrolled	\$9,096
All reported spending per child enrolled*	\$12,678

* Pre-K programs may receive additional funds from federal or local sources that are not included in this figure.
 ** Head Start per-child spending includes funding only for 3- and 4-year-olds.
 *** K-12 expenditures include capital spending as well as current operating expenditures.

SPENDING PER CHILD ENROLLED

