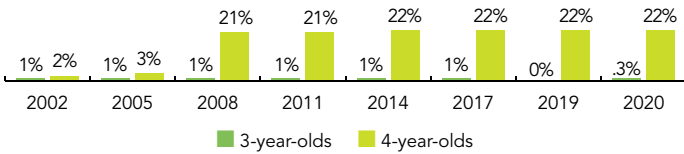
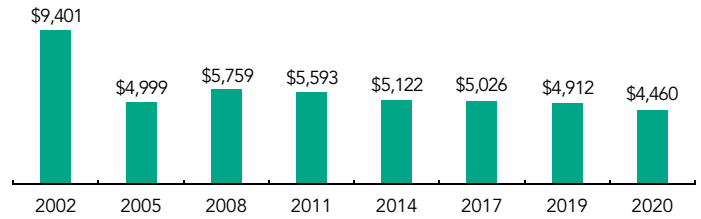


Tennessee

PERCENT OF STATE POPULATION ENROLLED



STATE SPENDING PER CHILD ENROLLED (2020 DOLLARS)



OVERVIEW

Tennessee preschool enrolled 18,465 children in 2019-2020, an increase of 586 children from the prior year. State funding totaled \$82,351,190, down \$5,461,946 (6%), adjusted for inflation, since last year. State spending per child equaled \$4,460 in 2019-2020, down \$452 from 2018-2019, adjusted for inflation. Tennessee met 9 of 10 quality standards benchmarks.

WHAT'S NEW

Due to the COVID-19 pandemic, the Governor recommended all schools physically close in late March 2020, but programs were permitted to close on their own timeframe while following CDC and local health guidance. While physically closed, programs were required to provide remote learning instruction for preschoolers. The Tennessee State Department of Education provided guidance to programs on cleaning/disinfecting classrooms, identifying sick children, social distancing, supporting families in encouraging learning at home and supporting children's learning.

BACKGROUND

Tennessee Voluntary Pre-K (VPK) was launched in 2005, building on the 1998 Early Childhood Education Pilot Project. Now, VPK classrooms can be found in 138 of the state's 142 school districts. Children living in low-income households are prioritized for enrollment in VPK, as are children who are homeless, or in foster care.

The Tennessee State Department of Education, Division of Early Learning and Literacy, has administrative authority over VPK. Only local education agencies may apply for VPK grants, but districts may contract with private child care agencies, Head Start agencies, institutions of higher education, public housing authorities, and any community-based or private agency rated at least three stars on the state's QRIS. Programs contracted to provide VPK services must operate within the jurisdiction of the school district.

Starting in 2018-2019, in-service professional development for directors, teachers, and assistant teachers in Tennessee Voluntary Pre-K increased from 24 to 30 clock hours per year, six of which must address developmentally appropriate literacy practices. Similar requirements for directors, teachers, and assistants are designed specifically to promote cooperative learning. Also, Tennessee's Early Learning and Development Standards were revised, approved, and went into effect in 2018.

The state also continues to implement the Pre-k Quality Act of 2016 which served as a platform for revising the Tennessee Early Learning Development Standards, creating a shared definition of "quality" to guide quality improvements, establishing a vision for early learning at statewide trainings, supporting curriculum implementation, creating guidance for district leaders, reducing the number of approved curricula from 37 to 3, shifting to a competitive grant application based on program quality, piloting CLASS observations, training CLASS observers, and implementing pre-K Student Growth Portfolios statewide.

VPK relies on numerous funding sources, including general education revenue. Federal Head Start, IDEA, Title I, and other funds are used to provide the required 25% local match.

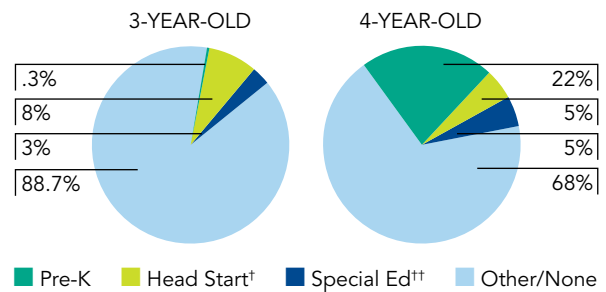
ACCESS RANKINGS		RESOURCE RANKINGS		TOTAL BENCHMARKS MET
4-YEAR-OLDS	3-YEAR-OLDS	STATE SPENDING	ALL REPORTED SPENDING	
29	32	28	29	9

TENNESSEE VOLUNTARY PRE-K

ACCESS

Total state pre-K enrollment	18,465
School districts that offer state program	96%
Income requirement	185% FPL
Minimum hours of operation	5.5 hours/day; 5 days/week
Operating schedule	School or academic year
Special education enrollment, ages 3 and 4	8,100
Federally funded Head Start enrollment, ages 3 and 4	14,328
State-funded Head Start enrollment, ages 3 and 4	0

PERCENT OF POPULATION ENROLLED IN PUBLIC ECE



* Estimates children in Head Start not also enrolled in state pre-K.
 ** Estimates children in special education not also enrolled in state pre-K or Head Start.

QUALITY STANDARDS CHECKLIST

POLICY	TN PRE-K REQUIREMENT	BENCHMARK	REQUIREMENT MEETS BENCHMARK?
Early learning & development standards	Comprehensive, aligned, supported, culturally sensitive	Comprehensive, aligned, supported, culturally sensitive	<input checked="" type="checkbox"/>
Curriculum supports	Approval process & supports	Approval process & supports	<input checked="" type="checkbox"/>
Teacher degree	BA	BA	<input checked="" type="checkbox"/>
Teacher specialized training	ECE, CD, ECE SpEd	Specializing in pre-K	<input checked="" type="checkbox"/>
Assistant teacher degree	HSD	CDA or equivalent	<input type="checkbox"/>
Staff professional development	30 hours/year; PD plans; Coaching	For teachers & assistants: At least 15 hours/year; individual PD plans; coaching	<input checked="" type="checkbox"/>
Maximum class size	20 (3- & 4-year-olds)	20 or lower	<input checked="" type="checkbox"/>
Staff-child ratio	1:10 (3- & 4-year-olds)	1:10 or better	<input checked="" type="checkbox"/>
Screening & referral	Vision, hearing, health & more	Vision, hearing & health screenings; & referral	<input checked="" type="checkbox"/>
Continuous quality improvement system	Structured classroom observations; Data used for program improvement	Structured classroom observations; data used for program improvement	<input checked="" type="checkbox"/>

For more information about the benchmarks, see the Executive Summary and Roadmap to State Profile Pages.

9

RESOURCES

Total state pre-K spending	\$82,351,190
Local match required?	No
State Head Start spending	\$0
State spending per child enrolled	\$4,460
All reported spending per child enrolled*	\$5,734

* Pre-K programs may receive additional funds from federal or local sources that are not included in this figure.

** Head Start per-child spending includes funding only for 3- and 4-year-olds.

*** K-12 expenditures include capital spending as well as current operating expenditures.

SPENDING PER CHILD ENROLLED

