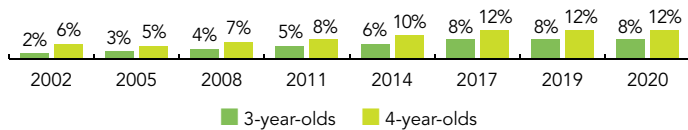
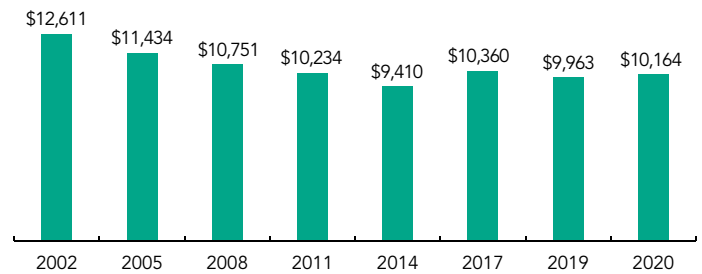


Oregon

PERCENT OF STATE POPULATION ENROLLED



STATE SPENDING PER CHILD ENROLLED (2020 DOLLARS)



OVERVIEW

Oregon preschool enrolled 9,473 children in 2019-2020, an increase of 113 children from the prior year. State funding totaled \$96,282,600 up \$3,026,635 (3%), adjusted for inflation, since last year. State spending per child equaled \$10,164 in 2019-2020, up \$201 from 2018-2019, adjusted for inflation. Oregon met an average of 7.7 of 10 quality standards benchmarks.

WHAT'S NEW

Oregon was one of 23 states awarded a three-year PDG B-5 renewal grant for \$8,943,000 annually designed to implement the strategic plan developed with the 2018 PDG B-5 planning grant. Additionally, Oregon passed the historic Student Success Act this year, which will provide expansion of services in program year 2020-2021, coaches for Preschool Promise providers, and teacher and teacher assistant salary requirements for Oregon Pre-Kindergarten. During this expansion, Oregon Preschool Promise will more than double their funded slots from 1,482 to 3,890, while Oregon Pre-Kindergarten will convert slots from part-day to full-day.

The state did not require Oregon preschool programs to close in response to the COVID-19 pandemic, but programs were required to follow emergency child care guidelines and most programs closed at least temporarily. Programs that chose to close were not required to provide remote instruction in the Spring yet were required to provide modified services to meet individual family needs. There was a mix of in-person and remote instruction when the 2020-2021 school year began.

BACKGROUND

Oregon has two state-funded preschool programs: the Oregon Pre-Kindergarten (OPK) program, established in 1987, and Preschool Promise launched in 2016. OPK and Preschool Promise are both overseen by the Oregon Department of Education: Early Learning Division.

OPK provides comprehensive child and family development services for 3- and 4-year-old children from low-income families through a state-federal partnership between the Oregon Department of Education and Region X Office of Head Start. OPK is funded using the state general fund to serve additional Head Start-eligible children. Funding is awarded through a competitive process to all grantees. OPK includes Region X, Region XI, and Region XII Head Starts, and though the majority of funding goes to Head Start grantees there are six non-affiliated organizations that receive OPK funding. OPK programs must follow federal Head Start Performance Standards and the Head Start Early Learning Outcomes Framework. Eligibility for OPK also follows federal Head Start requirements.

Preschool Promise is a mixed-delivery program for children from families with incomes up to 200% of the federal poverty level (FPL). Funding for Preschool Promise is administered through Early Learning Hubs which can subcontract with public schools, child care centers, family child care homes, Head Start, Relief Nurseries, Education Service Districts, and other community-based organizations. Programs participating in Preschool Promise are required to achieve at least a 4- or 5- star-rating in Spark, Oregon's quality rating and improvement system or request a limited time waiver while they build capacity.

Both OPK and Preschool Promise employ two sets of early learning standards: The Head Start Early Learning Outcomes Framework and the Oregon Early Learning and Kindergarten Guidelines which are aligned with the Common Core State Standards for K-12.

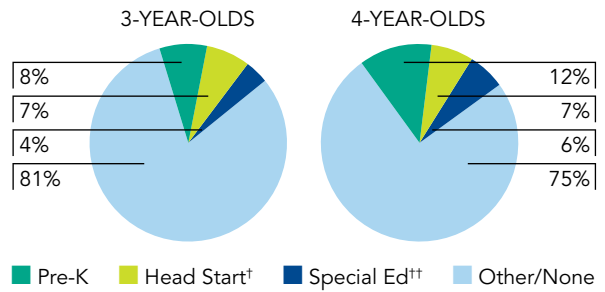
Oregon's overall support for state-funded preschool, including enrollment and funding for both the Pre-Kindergarten program and Preschool Promise, is depicted in the first two pages of this state profile. The third page focuses solely on the Oregon Pre-Kindergarten program and the fourth page provides information on Preschool Promise.

OREGON STATE OVERVIEW

ACCESS

Total state pre-K enrollment	9,473
Special education enrollment, ages 3 and 4	7,802
Federally funded Head Start enrollment, ages 3 and 4	6,600
State-funded Head Start enrollment, ages 3 and 4.....	7,913

PERCENT OF POPULATION ENROLLED IN PUBLIC ECE

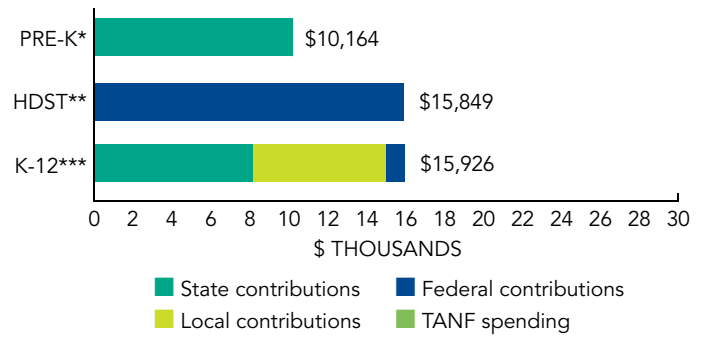


† Estimates children in Head Start not also enrolled in state pre-K.
 †† Estimates children in special education not also enrolled in state pre-K or Head Start.

RESOURCES

Total state pre-K spending	\$96,282,600
State Head Start spending	\$78,207,924
State spending per child enrolled	\$10,164
All reported spending per child enrolled*	\$10,164

SPENDING PER CHILD ENROLLED



* Pre-K programs may receive additional funds from federal or local sources that are not included in this figure.
 ** Head Start per-child spending includes funding only for 3- and 4-year-olds.
 *** K-12 expenditures include capital spending as well as current operating expenditures.

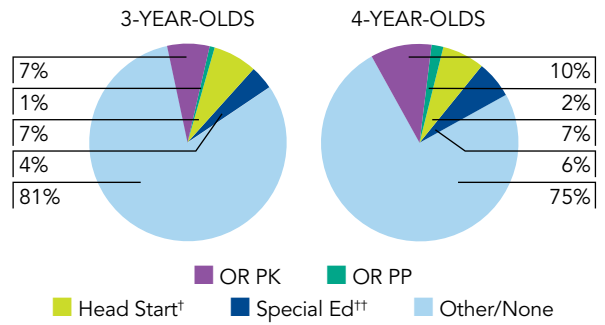
ACCESS RANKINGS		RESOURCE RANKINGS		TOTAL BENCHMARKS MET
4-YEAR-OLDS	3-YEAR-OLDS	STATE SPENDING	ALL REPORTED SPENDING	
33	14	3	5	7.7

OREGON PRE-KINDERGARTEN

ACCESS

Total state pre-K enrollment	7,913
School districts that offer state program	100% (counties/parishes)
Income requirement	100% FPL
Minimum hours of operation	3.5 hours/day
Operating schedule	School or academic year

PERCENT OF POPULATION ENROLLED IN PUBLIC ECE



† Estimates children in Head Start not also enrolled in state pre-K.
 †† Estimates children in special education not also enrolled in state pre-K or Head Start.

QUALITY STANDARDS CHECKLIST

POLICY	OR PK REQUIREMENT	BENCHMARK	REQUIREMENT MEETS BENCHMARK?
Early learning & development standards	Comprehensive, aligned, supported, culturally sensitive	Comprehensive, aligned, supported, culturally sensitive	<input checked="" type="checkbox"/>
Curriculum supports	Approval process & supports	Approval process & supports	<input checked="" type="checkbox"/>
Teacher degree	AA	BA	<input type="checkbox"/>
Teacher specialized training	ECE	Specializing in pre-K	<input checked="" type="checkbox"/>
Assistant teacher degree	CDA	CDA or equivalent	<input checked="" type="checkbox"/>
Staff professional development	15 hours/year; PD plans; Coaching	For teachers & assistants: At least 15 hours/year; individual PD plans; coaching	<input checked="" type="checkbox"/>
Maximum class size	17 (3-year-olds); 20 (4-year-olds)	20 or lower	<input checked="" type="checkbox"/>
Staff-child ratio	2:17 (3-year-olds); 1:10 (4-year-olds)	1:10 or better	<input checked="" type="checkbox"/>
Screening & referral	Vision, hearing, health & more	Vision, hearing & health screenings; & referral	<input checked="" type="checkbox"/>
Continuous quality improvement system	Structured classroom observations determined locally; Data used for program improvement	Structured classroom observations; data used for program improvement	<input type="checkbox"/>

For more information about the benchmarks, see the Executive Summary and Roadmap to State Profile Pages.

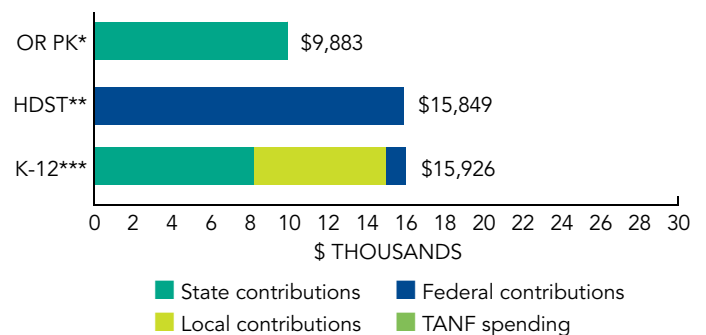


RESOURCES

Total state pre-K spending	\$78,207,924
Local match required?	No
State spending per child enrolled	\$9,883
All reported spending per child enrolled*	\$9,883

* Pre-K programs may receive additional funds from federal or local sources that are not included in this figure.
 ** Head Start per-child spending includes funding only for 3- and 4-year-olds.
 *** K-12 expenditures include capital spending as well as current operating expenditures.

SPENDING PER CHILD ENROLLED

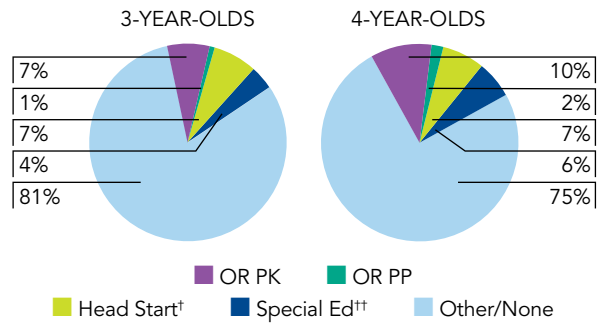


OREGON PRESCHOOL PROMISE

ACCESS

Total state pre-K enrollment	1,560
School districts that offer state program	56% (Early Learning Hub Regions)
Income requirement	200% FPL
Minimum hours of operation	Determined locally
Operating schedule	Determined locally

PERCENT OF POPULATION ENROLLED IN PUBLIC ECE



† Estimates children in Head Start not also enrolled in state pre-K.
 †† Estimates children in special education not also enrolled in state pre-K or Head Start.

QUALITY STANDARDS CHECKLIST

POLICY	OR PP REQUIREMENT	BENCHMARK	REQUIREMENT MEETS BENCHMARK?
Early learning & development standards	Comprehensive, aligned, supported, culturally sensitive	Comprehensive, aligned, supported, culturally sensitive	<input checked="" type="checkbox"/>
Curriculum supports	Approval process & supports	Approval process & supports	<input checked="" type="checkbox"/>
Teacher degree	CDA	BA	<input type="checkbox"/>
Teacher specialized training	ECE or CDA	Specializing in pre-K	<input checked="" type="checkbox"/>
Assistant teacher degree	Other	CDA or equivalent	<input type="checkbox"/>
Staff professional development	20 hours/year; PD plans (teachers & assistants not meeting education requirements)	For teachers & assistants: At least 15 hours/year; individual PD plans; coaching	<input type="checkbox"/>
Maximum class size	20 (3- & 4-year-olds)	20 or lower	<input checked="" type="checkbox"/>
Staff-child ratio	1:10 (3- & 4-year-olds)	1:10 or better	<input checked="" type="checkbox"/>
Screening & referral	Immunizations, Developmental; Referrals	Vision, hearing & health screenings; & referral	<input type="checkbox"/>
Continuous quality improvement system	Structured classroom observations; Data used for program improvement	Structured classroom observations; data used for program improvement	<input checked="" type="checkbox"/>

For more information about the benchmarks, see the Executive Summary and Roadmap to State Profile Pages.

6

RESOURCES

Total state pre-K spending	\$18,074,676
Local match required?	No
State spending per child enrolled	\$11,586
All reported spending per child enrolled*	\$11,586

* Pre-K programs may receive additional funds from federal or local sources that are not included in this figure.
 ** Head Start per-child spending includes funding only for 3- and 4-year-olds.
 *** K-12 expenditures include capital spending as well as current operating expenditures.

SPENDING PER CHILD ENROLLED

