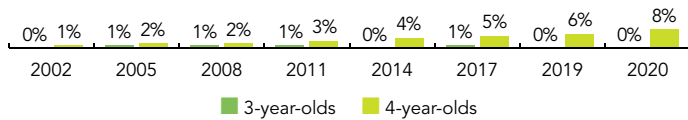
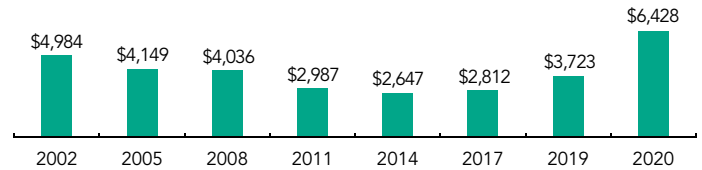


# Nevada

PERCENT OF STATE POPULATION ENROLLED



STATE SPENDING PER CHILD ENROLLED (2020 DOLLARS)



## OVERVIEW

Nevada preschool enrolled 3,070 children in 2019-2020, an increase of 931 children from the prior year. State funding totaled \$19,732,461, up \$11,769,182 (148%), adjusted for inflation, since last year. State spending per child equaled \$6,428 in 2019-2020, up \$2,705 from 2018-2019, adjusted for inflation. Nevada met 6 of 10 quality standards benchmarks.

## WHAT'S NEW

In 2019-2020, pre-K funds were no longer awarded through competitive grants but rather were distributed to existing school districts or programs based on the previous year's final expenditures. In March 2020, state-funded preschool programs physically closed in public schools due to the COVID-19 pandemic, but were required to offer remote instruction.

In previous years, federal PDG funds were used to support structured classrooms observations. With the ending of this funding source, in 2019-2020 Nevada ceased observations through its QRIS system and thus does not meet the continuous quality improvement benchmark.

## BACKGROUND

The Nevada Ready! State Pre-K (formerly known as the Nevada State Pre-Kindergarten Program) began in 2001. Programs operate in both community-based organizations and school districts. During 2019-2020, nearly 75% of enrolled children were served in programs operated by their local school districts, with 59% of school districts providing Nevada Ready! State PreK funded programs or classrooms. The Office of Early Learning and Development (OELD) within the Nevada Department of Education (NDE) is responsible for administering multiple early childhood state and federal funding sources including State Pre-K.

Pre-K enrollment preference is given to 4- and 5-year-olds that are not eligible to attend kindergarten the following year. Districts and programs determine eligibility based on highest need, which can include children from low-income families, those who are homeless, English Language Learners, or children receiving special education services. There was no set income requirement for Nevada State Pre-Kindergarten program eligibility, but as the program transfers to Nevada Ready! State Pre-K, program eligibility is set at 200% of FPL based on previous PDG requirements.

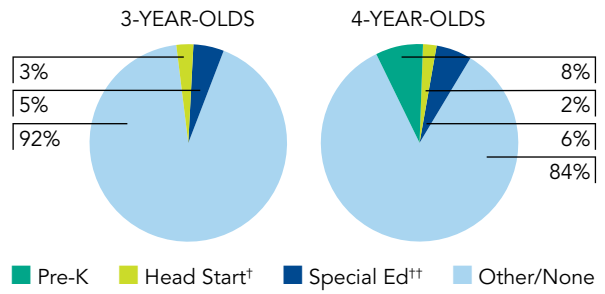
ACCESS RANKINGS		RESOURCE RANKINGS		TOTAL BENCHMARKS MET
4-YEAR-OLDS	3-YEAR-OLDS	STATE SPENDING	ALL REPORTED SPENDING	
40	None Served	15	15	6

# NEVADA READY! STATE PRE-K

## ACCESS

Total state pre-K enrollment .....	3,070
School districts that offer state program .....	65% (LEAs)
Income requirement .....	200% FPL
Minimum hours of operation .....	5 hours/day or 25 hours/week
Operating schedule .....	Determined locally
Special education enrollment, ages 3 and 4 .....	4,952
Federally funded Head Start enrollment, ages 3 and 4 .....	2,433
State-funded Head Start enrollment, ages 3 and 4 .....	0

## PERCENT OF POPULATION ENROLLED IN PUBLIC ECE



† Estimates children in Head Start not also enrolled in state pre-K.  
 †† Estimates children in special education not also enrolled in state pre-K or Head Start.

## QUALITY STANDARDS CHECKLIST

POLICY	NV PRE-K REQUIREMENT	BENCHMARK	REQUIREMENT MEETS BENCHMARK?
Early learning & development standards	Comprehensive, aligned, supported, culturally sensitive	<b>Comprehensive, aligned, supported, culturally sensitive</b>	<input checked="" type="checkbox"/>
Curriculum supports	Approval process & supports	<b>Approval process &amp; supports</b>	<input checked="" type="checkbox"/>
Teacher degree	BA	<b>BA</b>	<input checked="" type="checkbox"/>
Teacher specialized training	ECE	<b>Specializing in pre-K</b>	<input checked="" type="checkbox"/>
Assistant teacher degree	HSD	<b>CDA or equivalent</b>	<input type="checkbox"/>
Staff professional development	6 credit hours/5 years	<b>For teachers &amp; assistants: At least 15 hours/year; individual PD plans; coaching</b>	<input type="checkbox"/>
Maximum class size	20 (4-year-olds)	<b>20 or lower</b>	<input checked="" type="checkbox"/>
Staff-child ratio	1:10 (4-year-olds)	<b>1:10 or better</b>	<input checked="" type="checkbox"/>
Screening & referral	Developmental; Referrals	<b>Vision, hearing &amp; health screenings; &amp; referral</b>	<input type="checkbox"/>
Continuous quality improvement system	None	<b>Structured classroom observations; data used for program improvement</b>	<input type="checkbox"/>

6

For more information about the benchmarks, see the Executive Summary and Roadmap to State Profile Pages.

## RESOURCES

Total state pre-K spending .....	\$19,732,461
Local match required? .....	No
State Head Start spending .....	\$0
State spending per child enrolled .....	\$6,428
All reported spending per child enrolled* .....	\$8,476

\* Pre-K programs may receive additional funds from federal or local sources that are not included in this figure.  
 \*\* Head Start per-child spending includes funding only for 3- and 4-year-olds.  
 \*\*\* K-12 expenditures include capital spending as well as current operating expenditures.

## SPENDING PER CHILD ENROLLED

