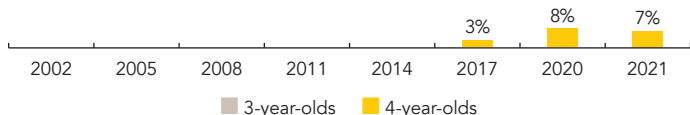
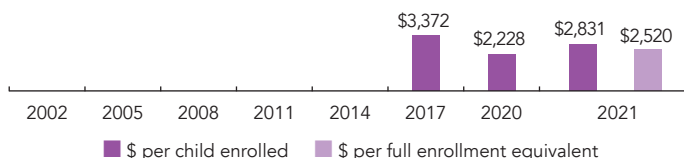


Mississippi

PERCENT OF STATE POPULATION ENROLLED



STATE SPENDING PER CHILD ENROLLED (2021 DOLLARS)



OVERVIEW

During the 2020-2021 school year, as the COVID-19 pandemic continued, Mississippi preschool enrolled 2,727 4-year-olds, a decrease of 337 4-year-olds from the prior year. State funding totaled \$7,721,258, up \$895,926 (13%), adjusted for inflation, since last year. State spending per child equaled \$2,831 in 2020-2021, up \$604 from 2019-2020, adjusted for inflation. Mississippi met 10 of 10 quality standards benchmarks.

WHAT'S NEW

Due to the COVID-19 pandemic, there was a mix of in-person and remote instruction throughout the 2020-2021 school year and into the 2021-2022 school year. The Mississippi State Board of Education (SBE) set two policies that call for all school districts to resume in-person instruction as the primary mode of teaching starting in the 2021-2022 school year. The policies set requirements for districts that choose to offer a virtual learning option to individual students and establish standards for virtual learning days. On August 19, 2021, the SBE voted to allow school districts to use hybrid scheduling through October 31, 2021, if needed, to minimize the spread of COVID-19. Hybrid scheduling enables districts to reduce the number of students in schools each day by scheduling a portion of students to learn online.

In 2020, Mississippi legislature increased the per pupil rate for the Early Learning Collaborative (ELC) from \$2,150 to \$2,500, which went into effect for the 2020-2021 school year. Because of the required 1:1 local match, total per pupil spending from all sources increased to \$5,000. Additionally, in 2021, the legislature doubled the investment in pre-K to \$16 million.

BACKGROUND

The ELC Act of 2013 established Mississippi's first state-funded, voluntary pre-K program. The ELC Act provides funding to local communities to establish, expand, support, and facilitate the successful implementation of quality early childhood education and development services. Implementation began in January 2014, with capacity to serve 1,774 children.

The program was initially funded at \$3 million per year and increased to \$4 million for the 2016-2017 school year. Additionally, in January 2017, four new ELCs were funded and launched full services for the 2017-2018 school year. In 2018 five additional ELCs were added. In 2021, the legislature doubled the funding to \$16 million which will provide an additional 2,600 seats for the ELC Pre-Kindergarten program. As long as the ELC Act of 2013 is funded, current Collaboratives that meet program requirements will continue to be funded. The legislature also increased the full-time per pupil rate from \$2,150 to \$2,500 and the part-time rate from \$1,075 to \$1,250 per year for the 2020-2021 school year.

Pre-K programs in Head Start centers, licensed child-care facilities, and public, parochial, or private schools formed and maintained stakeholder councils called ELCs, involving at least two program auspices. Each ELC designates a Lead Partner, either a public school or other nonprofit entity, with the instructional expertise and operational capacity to manage the ELC's Pre-Kindergarten program.

The voluntary pre-K program intends to improve quality, increase access to high-quality pre-K programs for 4-year-olds, and prepare more children to enter kindergarten ready to succeed in school. The state program also supports local programs to improve quality and provide families access to information about pre-K programs. Pre-K programs also implement an integrated, effective system of early childhood curriculum, instruction, assessment, and program evaluation, including curricula aligned with the Mississippi Department of Education's Early Learning Standards for Classrooms Serving Infants through Four-Year-Old Children.

ACCESS RANKINGS	
4-YEAR-OLDS	3-YEAR-OLDS
38	None Served

RESOURCE RANKINGS	
STATE SPENDING	ALL REPORTED SPENDING
40	25

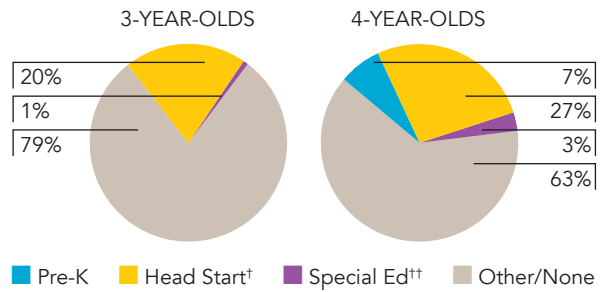
TOTAL BENCHMARKS MET
10

MISSISSIPPI EARLY LEARNING COLLABORATIVE

ACCESS

Total state pre-K enrollment	2,727
School districts that offer state program	17%
Income requirement	No income requirement
Minimum hours of operation	4 hours/day; 5 days/week
Operating schedule	School or academic year
Special education enrollment, ages 3 and 4	3,245
Federally funded Head Start enrollment, ages 3 and 4	18,113
State-funded Head Start enrollment, ages 3 and 4	0

PERCENT OF POPULATION ENROLLED IN PUBLIC ECE



[†] Estimates children in Head Start not also enrolled in state pre-K.
^{††} Estimates children in special education not also enrolled in state pre-K or Head Start.

QUALITY STANDARDS CHECKLIST

POLICY	MS PRE-K REQUIREMENT	BENCHMARK	REQUIREMENT MEETS BENCHMARK?
Early learning & development standards	Comprehensive, aligned, supported, culturally sensitive	Comprehensive, aligned, supported, culturally sensitive	<input checked="" type="checkbox"/>
Curriculum supports	Approval process & supports	Approval process & supports	<input checked="" type="checkbox"/>
Teacher degree	BA	BA	<input checked="" type="checkbox"/>
Teacher specialized training	ECE, CD	Specializing in pre-K	<input checked="" type="checkbox"/>
Assistant teacher degree	AA in ECE or CD	CDA or equivalent	<input checked="" type="checkbox"/>
Staff professional development	15 hours/year; PD plans; Coaching	For teachers & assistants: At least 15 hours/year; individual PD plans; coaching	<input checked="" type="checkbox"/>
Maximum class size	20 (4-year-olds)	20 or lower	<input checked="" type="checkbox"/>
Staff-child ratio	1:10 (4-year-olds)	1:10 or better	<input checked="" type="checkbox"/>
Screening & referral	Vision, hearing, health & more	Vision, hearing & health screenings; & referral	<input checked="" type="checkbox"/>
Continuous quality improvement system	Structured classroom observations; Data used for program improvement	Structured classroom observations; data used for program improvement	<input checked="" type="checkbox"/>

For more information about the benchmarks, see the Executive Summary and Roadmap to State Profile Pages.

10

RESOURCES

Total state pre-K spending	\$7,721,258
Local match required?	Yes
State Head Start spending	\$0
State spending per child enrolled	\$2,831
All reported spending per child enrolled*	\$7,814

* Pre-K programs may receive additional funds from federal or local sources that are not included in this figure.
 ** Head Start per-child spending includes funding only for 3- and 4-year-olds.
 *** K-12 expenditures include capital spending as well as current operating expenditures.

SPENDING PER CHILD ENROLLED

