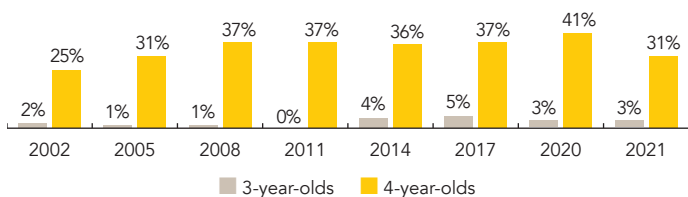
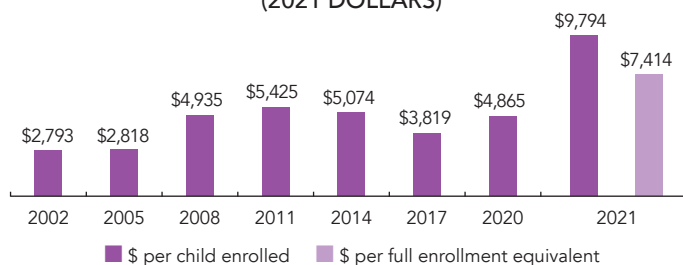


Maryland

PERCENT OF STATE POPULATION ENROLLED



STATE SPENDING PER CHILD ENROLLED (2021 DOLLARS)



OVERVIEW

During the 2020-2021 school year, as the COVID-19 pandemic continued, Maryland preschool enrolled 25,065 children, a decrease of 8,044 children from the prior year. State funding totaled \$245,475,145, up \$84,402,003 (52%), adjusted for inflation, since last year. State spending per child equaled \$9,794 in 2020-2021, up \$4,929 from 2019-2020, adjusted for inflation. Maryland met 7 of 10 quality standards benchmarks.

WHAT'S NEW

In the 2020-2021 program year, the Maryland legislature overrode the Governor's veto of the Blueprint for Maryland's Future education plan. As a result, along with multiple education reforms, the Maryland State Department of Education (MSDE) is charged with establishing and implementing high-quality prekindergarten programming by expanding voluntary prekindergarten in a mixed-delivery system for 3- and 4-year-old children from families earning incomes at or below 300% FPL beginning in FY 2023.

In the 2022-2023 program year, public providers may offer high-quality prekindergarten for 3- and 4-year old children from families earning incomes at or below 300% FPL and receive a state share to help cover costs. Private providers will receive a per pupil amount that increases from year to year. In 2024-2025, a sliding scale will be implemented to serve 4-year-olds from families above 300% FPL.

Maryland was one of a small number of states to dedicate CARES funding to public preschool to combat the impacts of the COVID-19 pandemic. The state awarded approximately \$20,000,000 to PreK programs for summer learning recovery and fall kindergarten supports during the summer of 2021.

BACKGROUND

Maryland created the Extended Elementary Education Program (EEEP) in 1980 as a pilot preschool program in Baltimore City and Prince George's County. The Maryland Prekindergarten Program was started in 2002, giving local boards of education until 2007 to provide pre-K in public schools to all 4-year-olds from families with incomes at or below 185% FPL. Maryland enacted the Prekindergarten Expansion Act in 2014, adding \$4.3 million per year to increase access to full-day public pre-K for 4-year-olds from families with household incomes up to 300% FPL.

The Division of Early Childhood (DEC) in the MSDE is responsible for early care and education. Funding for the Maryland Prekindergarten Program is provided through a school funding formula and is based on the K-12 per pupil amount, to support eligible children attending half-day programs. DEC staff monitor pre-K programs funded through the Prekindergarten Expansion Grants annually using a self-developed checklist. Prekindergarten Expansion Grantees are required to participate in Maryland EXCELS, the state's QRIS, and are able to access targeted technical assistance.

Maryland also has 60 "Judy Centers" located in Title 1 schools that work collaboratively with elementary schools and community-based providers to offer comprehensive, year-round early learning services for children birth to age 6.

ACCESS RANKINGS	
4-YEAR-OLDS	3-YEAR-OLDS
18	21

RESOURCE RANKINGS	
STATE SPENDING	ALL REPORTED SPENDING
11	5

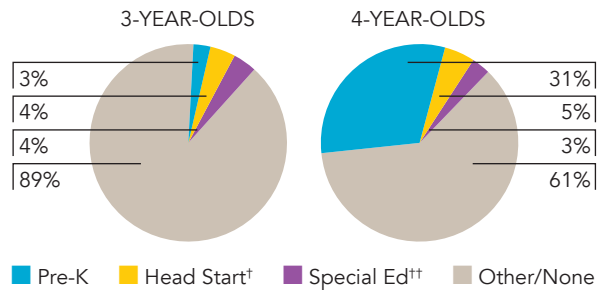
TOTAL BENCHMARKS MET
7

MARYLAND PREKINDERGARTEN PROGRAM

ACCESS

Total state pre-K enrollment	25,065
School districts that offer state program	100%
Income requirement	185% FPL (part-day); 300% FPL (full-day)
Minimum hours of operation	2.5 hours/day; 5 days/week
Operating schedule	School or academic year
Special education enrollment, ages 3 and 4	8,837
Federally funded Head Start enrollment, ages 3 and 4	6,955
State-funded Head Start enrollment, ages 3 and 4	Not reported

PERCENT OF POPULATION ENROLLED IN PUBLIC ECE



† Estimates children in Head Start not also enrolled in state pre-K.
 †† Estimates children in special education not also enrolled in state pre-K or Head Start.

QUALITY STANDARDS CHECKLIST

POLICY	MD PRE-K REQUIREMENT	BENCHMARK	REQUIREMENT MEETS BENCHMARK?
Early learning & development standards	Comprehensive, aligned, supported, culturally sensitive	Comprehensive, aligned, supported, culturally sensitive	<input checked="" type="checkbox"/>
Curriculum supports	Approval process & supports	Approval process & supports	<input checked="" type="checkbox"/>
Teacher degree	BA	BA	<input checked="" type="checkbox"/>
Teacher specialized training	ECE	Specializing in pre-K	<input checked="" type="checkbox"/>
Assistant teacher degree	HSD	CDA or equivalent	<input type="checkbox"/>
Staff professional development	6 credit hours/5 years (teachers); 24 hours/year (assistants); PD plans	For teachers & assistants: At least 15 hours/year; individual PD plans; coaching	<input type="checkbox"/>
Maximum class size	Average of 20 (3- & 4-year-olds)	20 or lower	<input type="checkbox"/>
Staff-child ratio	1:10 (3- & 4-year-olds)	1:10 or better	<input checked="" type="checkbox"/>
Screening & referral	Vision, hearing, health & more	Vision, hearing & health screenings; & referral	<input checked="" type="checkbox"/>
Continuous quality improvement system	Structured classroom observations; Data used for program improvement	Structured classroom observations; data used for program improvement	<input checked="" type="checkbox"/>

For more information about the benchmarks, see the Executive Summary and Roadmap to State Profile Pages.

7

RESOURCES

Total state pre-K spending	\$245,475,145
Local match required?	No
State Head Start spending	\$2,190,866
State spending per child enrolled	\$9,794
All reported spending per child enrolled*	\$15,745

* Pre-K programs may receive additional funds from federal or local sources that are not included in this figure.
 ** Head Start per-child spending includes funding only for 3- and 4-year-olds.
 *** K-12 expenditures include capital spending as well as current operating expenditures.

SPENDING PER CHILD ENROLLED

