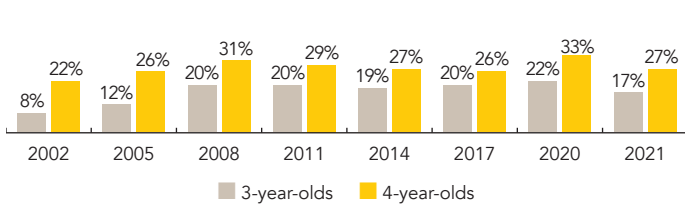
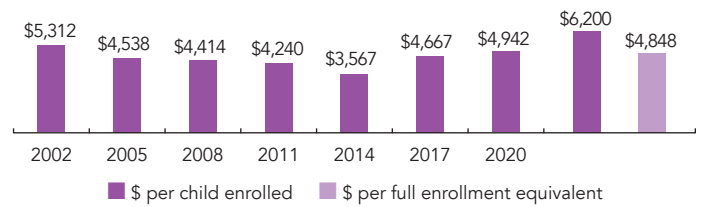


Illinois

PERCENT OF STATE POPULATION ENROLLED



STATE SPENDING PER CHILD ENROLLED (2021 DOLLARS)



OVERVIEW

During the 2020-2021 school year, as the COVID-19 pandemic continued, the Illinois Preschool for All and Preschool Expansion programs enrolled 66,609 children, a decrease of 18,574 children from the prior year. State funding totaled \$412,983,822, down \$7,962,616 (2%) adjusted for inflation, since last year. State spending per child equaled \$6,200 in 2020-2021, up \$1,258 from 2019-2020, adjusted for inflation. Illinois met 8 of 10 quality standards benchmarks.

WHAT'S NEW

Throughout the 2020-2021 school year, preschool children were served in a variety of blended in-person and remote learning models, but all programs were physically open at the start of the 2021-2022 school year. While programs were operating remotely, the Illinois State Board of Education (ISBE) provided guidance for developmentally appropriate practice, including ways to engage parents and caregivers. This guidance remains in place for children served remotely during the 2021-2022 school year due to the high risk of exposure to COVID-19 or the need to quarantine.

During the summer of 2021, programs were offered the opportunity to run a summer program if they had not already with existing state funds. Programs could opt in to receive federal GEER II dollars to run a Jumpstart program to combat learning loss. Throughout the pandemic, ISBE also supported the use of preschool funding to increase program capacity to care for children of essential workers. The state dedicated \$7,500,000 in ESSER funding and \$14,304,937 in GEER II funding to support a variety of additional resources for preschool, kindergarten and first grade children impacted by the pandemic.

BACKGROUND

The Illinois Prekindergarten Program for At-Risk Children was founded in 1985. The Illinois Preschool for All (PFA) initiative began in 2006 with the goal of providing pre-K to all 3- and 4-year-olds by 2012. Starting in 2017, the PFA Expansion Program began when the State was awarded a federal Preschool Development Grant. The Illinois PFA and PFA Expansion programs are now combined to operate in almost all counties, however, enrollment priority continues to be for children who are considered at-risk. This is due to budget constraints preventing the ability to serve all children who might wish to attend. The program is funded through the state Early Childhood Block Grant (ECBG), which also supports the Prevention Initiative for children birth to age three. ECBG funding must be used to serve children age three or younger, in addition to 4-year-olds.

Funding for Preschool for All is awarded on a competitive basis to public schools, private child care, Head Start, faith-based centers, higher education institutions, and regional offices of education. To be eligible, children must have at least two risk factors, such as low income, history of family neglect, violence, or abuse, exposure to drug or alcohol abuse in the family, developmental delays, low parent education, and homelessness or unstable housing. A second level of priority for Preschool for All enrollment includes families with incomes below 400% of FPL, but there is limited funding available for programs to serve children at this second priority level.

Preschool for All programs are required to provide instruction in children's home language if there are 20 or more English Language Learners (ELLs) with the same home language enrolled in a program. All pre-K teachers are required to meet bilingual education certification requirements. Language of instruction is determined locally if there are fewer than 20 ELLs with the same home language, however English as a Second Language and other home language supports may be provided.

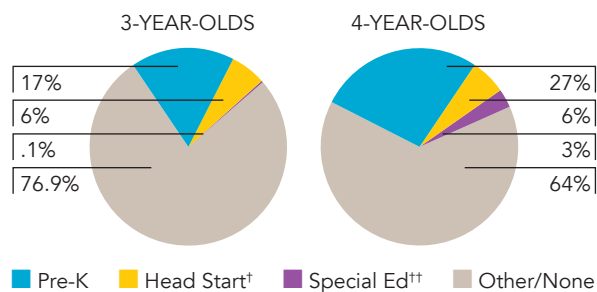
ACCESS RANKINGS		RESOURCE RANKINGS		TOTAL BENCHMARKS MET
4-YEAR-OLDS	3-YEAR-OLDS	STATE SPENDING	ALL REPORTED SPENDING	
23	4	24	29	8

ILLINOIS PRESCHOOL FOR ALL AND PRESCHOOL EXPANSION

ACCESS

Total state pre-K enrollment	66,609
School districts that offer state program	98% (counties)
Income requirement	No income requirement
Minimum hours of operation	2.5 hours/day; 5 days/week
Operating schedule	School or academic year
Special education enrollment, ages 3 and 4	19,168
Federally funded Head Start enrollment, ages 3 and 4	18,223
State-funded Head Start enrollment, ages 3 and 4	0

PERCENT OF POPULATION ENROLLED IN PUBLIC ECE



† Estimates children in Head Start not also enrolled in state pre-K.
 †† Estimates children in special education not also enrolled in state pre-K or Head Start.

QUALITY STANDARDS CHECKLIST

POLICY	IL PRE-K REQUIREMENT	BENCHMARK	REQUIREMENT MEETS BENCHMARK?
Early learning & development standards	Comprehensive, aligned, supported, culturally sensitive	Comprehensive, aligned, supported, culturally sensitive	<input checked="" type="checkbox"/>
Curriculum supports	Approval process & supports	Approval process & supports	<input checked="" type="checkbox"/>
Teacher degree	BA	BA	<input checked="" type="checkbox"/>
Teacher specialized training	ECE, ECE SpEd	Specializing in pre-K	<input checked="" type="checkbox"/>
Assistant teacher degree	Educator License	CDA or equivalent	<input type="checkbox"/>
Staff professional development	120 hours/5 years (some teachers); PD plans	For teachers & assistants: At least 15 hours/year; individual PD plans; coaching	<input type="checkbox"/>
Maximum class size	20 (3- & 4-year-olds)	20 or lower	<input checked="" type="checkbox"/>
Staff-child ratio	1:10 (3- & 4-year-olds)	1:10 or better	<input checked="" type="checkbox"/>
Screening & referral	Vision, hearing, health & more	Vision, hearing & health screenings; & referral	<input checked="" type="checkbox"/>
Continuous quality improvement system	Structured classroom observations; Data used for program improvement	Structured classroom observations; data used for program improvement	<input checked="" type="checkbox"/>

For more information about the benchmarks, see the Executive Summary and Roadmap to State Profile Pages.



RESOURCES

Total state pre-K spending	\$412,983,822
Local match required?	No
State Head Start spending	\$0
State spending per child enrolled	\$6,200
All reported spending per child enrolled*	\$8,446

* Pre-K programs may receive additional funds from federal or local sources that are not included in this figure.
 ** Head Start per-child spending includes funding only for 3- and 4-year-olds.
 *** K-12 expenditures include capital spending as well as current operating expenditures.

SPENDING PER CHILD ENROLLED

