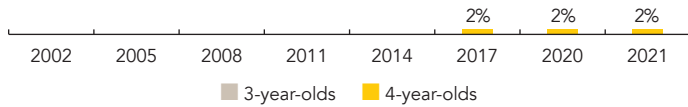
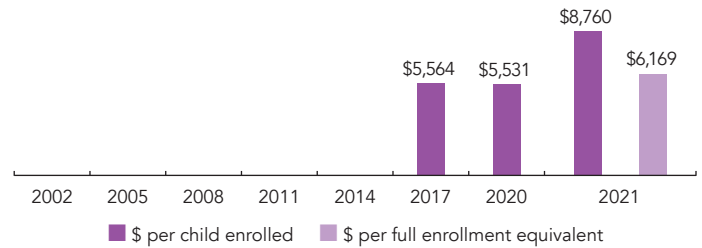


Guam

PERCENT OF STATE POPULATION ENROLLED



STATE SPENDING PER CHILD ENROLLED (2021 DOLLARS)



OVERVIEW

During the 2020-2021 school year, as the COVID-19 pandemic continued, the Guam Department of Education Pilot Prekindergarten Program enrolled 50 children, a decrease of 21 children from the prior year. State funding totaled \$437,987, up \$45,315 (12%), adjusted for inflation, since last year. State spending per child equaled \$8,760 in 2020-2021, up \$3,229 from 2019-2020, adjusted for inflation. Guam met 6 of 10 quality standards benchmarks.

WHAT'S NEW

At the end of the 2020-2021 school year, preschool children were served through a mix of remote learning and physically open preschool buildings. Although the 2021-2022 school year started with a mixture of face-to-face and online learning, a COVID-19 spike caused the Governor to issue an Executive order temporarily moving instruction to remote learning for all children.

BACKGROUND

The Guam Department of Education's publicly funded Pilot Prekindergarten Program is available in all four regions of the territory's single school district. Each region has one Prekindergarten Program classroom located within a public school. All age-eligible children may enroll in the program, which has no income limit for eligibility. Guam's Prekindergarten Program operates six hours a day, five days a week, following the school year or academic calendar, and providing 978 hours of services per year. Both lunch and breakfast are served to children attending the program.

The program's maximum class size is 18 children, with a teacher-to-student ratio of 1 to 9. Lead teachers are required to have an associate degree with early childhood education specialization and either pre-K or pre-K to 2nd grade certification. Lead teachers also are required to participate in 30 clock hours of in-service professional development annually. Assistant teachers are required to hold a high school diploma, but are not required to participate in any professional development.

A formal evaluation of the program was conducted by the Guam Department of Education's Administrator for Research, Planning & Evaluation in 2018 and is currently under review by the Guam Education Board.

**TOTAL
BENCHMARKS MET**

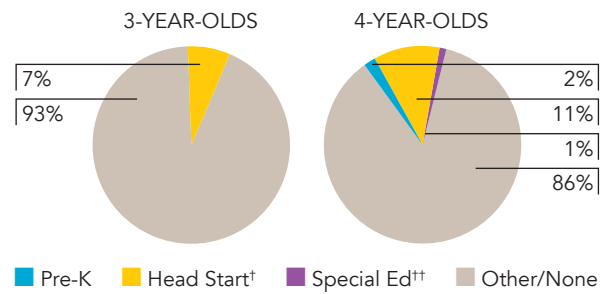
6

GUAM DEPARTMENT OF EDUCATION PILOT PREKINDERGARTEN PROGRAM

ACCESS

| | |
|--|--------------------------|
| Total state pre-K enrollment | 50 |
| School districts that offer state program | 100% |
| Income requirement | No income requirement |
| Minimum hours of operation | 6 hours/day; 5 days/week |
| Operating schedule | School or academic year |
| Special education enrollment, ages 3 and 4 | 67 |
| Federally funded Head Start enrollment, ages 3 and 4 | 534 |
| State-funded Head Start enrollment, ages 3 and 4 | 0 |

PERCENT OF POPULATION ENROLLED IN PUBLIC ECE



† Estimates children in Head Start not also enrolled in state pre-K.
 †† Estimates children in special education not also enrolled in state pre-K or Head Start.

QUALITY STANDARDS CHECKLIST

| POLICY | GUAM PRE-K REQUIREMENT | BENCHMARK | REQUIREMENT MEETS BENCHMARK? |
|--|---|---|-------------------------------------|
| Early learning & development standards | Comprehensive, aligned, supported, culturally sensitive | Comprehensive, aligned, supported, culturally sensitive | <input checked="" type="checkbox"/> |
| Curriculum supports | Approval process & supports | Approval process & supports | <input checked="" type="checkbox"/> |
| Teacher degree | AA | BA | <input type="checkbox"/> |
| Teacher specialized training | ECE | Specializing in pre-K | <input checked="" type="checkbox"/> |
| Assistant teacher degree | HSD | CDA or equivalent | <input type="checkbox"/> |
| Staff professional development | 30 hours/year (teachers only); PD plans (teachers only); Coaching (teachers only) | For teachers & assistants: At least 15 hours/year; individual PD plans; coaching | <input type="checkbox"/> |
| Maximum class size | 18 (4-year-olds) | 20 or lower | <input checked="" type="checkbox"/> |
| Staff-child ratio | 1:9 (4-year-olds) | 1:10 or better | <input checked="" type="checkbox"/> |
| Screening & referral | Vision, hearing, health & more | Vision, hearing & health screenings; & referral | <input checked="" type="checkbox"/> |
| Continuous quality improvement system | None | Structured classroom observations; data used for program improvement | <input type="checkbox"/> |

For more information about the benchmarks, see the Executive Summary and Roadmap to State Profile Pages.

6

RESOURCES

| | |
|---|-----------|
| Total state pre-K spending | \$437,987 |
| Local match required? | No |
| State Head Start spending | \$0 |
| State spending per child enrolled | \$8,760 |
| All reported spending per child enrolled* | \$8,760 |

* Pre-K programs may receive additional funds from federal or local sources that are not included in this figure.
 ** Head Start per-child spending includes funding only for 3- and 4-year-olds.
 *** K-12 expenditures include capital spending as well as current operating expenditures.

SPENDING PER CHILD ENROLLED

