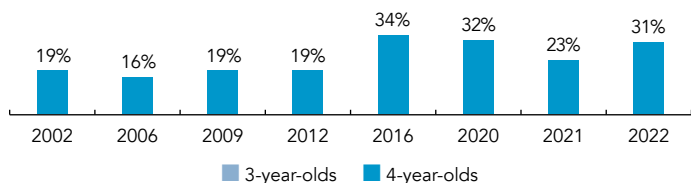
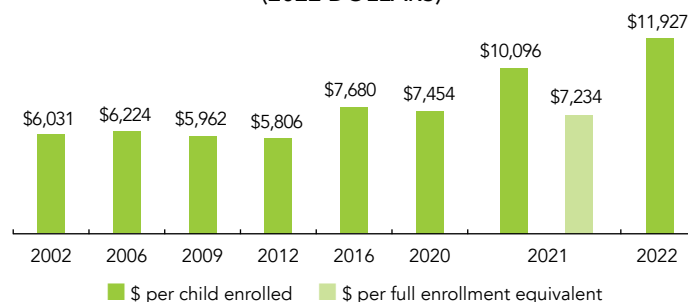


Michigan

PERCENT OF STATE POPULATION ENROLLED



STATE SPENDING PER CHILD ENROLLED (2022 DOLLARS)



OVERVIEW

During the 2021-2022 school year, the Michigan Great Start School Readiness (GSRP) preschool program enrolled 35,895 children, an increase of 9,120 from the prior year, as the program began to recover from the impact of the COVID-19 pandemic. State spending totaled \$307,120,000, with an additional \$121,000,000 in federal recovery funds to support the program, up \$157,801,236 (58%), adjusted for inflation, since last year. State spending per child (including federal recovery funds) equaled \$11,927 in 2021-2022, up \$1,831 from 2020-2021, adjusted for inflation. Michigan met 10 of 10 quality standards benchmarks.

WHAT'S NEW

The state legislation appropriated \$121 million in federal recovery funding to expand GSRP to serve an additional 17,000 to 22,000 eligible children over the next few years with the goal of reaching 90% of 4-year-olds in families at or below 250% FPL. Over time, state funds will replace the federal recovery dollars. The state legislature approved an increase in GSRP per child funding from \$7,250 to \$8,700 for a full-day slot, matching the base foundation allowance of K-12. The Early Childhood Standards of Quality for Prekindergarten (now Birth through Kindergarten) were updated and approved by the Michigan State Board of Education on November 15, 2022.

The Michigan Department of Education (MDE) received a Preschool Development Grant Birth through Five (PDG B-5) planning grant for \$4 million in December 2022 to create workforce and family engagement needs assessments that will be incorporated into [Michigan's Collective Early Childhood Action Plan](#). MDE and partners will create a family-facing enrollment and eligibility tool and will support the workforce by piloting a competitive wage scale to address critical shortages in the early childhood system.

BACKGROUND

Established in 1985, the GSRP, formerly known as Michigan School Readiness Program, provides preschool education for at-risk 4-year-olds, and is associated with the state's early childhood initiative. Starting in 2013-2014, 90% of families had to be at or below 250% FPL with some exceptions for up to 300% FPL. In 2021-2022, up to 15% of children could be over the income threshold, up from 10%. Any family over-income must pay a fee on a locally determined sliding scale unless they are homeless, in foster care, or have an IEP recommending placement in an inclusive preschool setting. GSRP serves the majority of children in school-day programs. Intermediate School Districts (ISDs) serve as program grantees, but they may distribute funds to local school districts and to providers in community-based settings to offer GSRP. GSRP providers must attain a three-star or higher rating in Michigan's Great Start to Quality tiered rating and improvement system.

Overall ISD funding is determined by the level of poverty in each ISD and a funding formula, with final grantee awards based on both a community needs assessment and a formula component. State funding includes a transportation fund, and funding to recruit families and increase public awareness of GSRP, and \$350,000 is appropriated for ongoing statewide evaluation activities.

Michigan's Developmental Kindergarten (not included in this report) is the first year of a two-year kindergarten program for children who turn 5 between September 2 and December 1 or whose parents and/or schools feel they are "not ready", usually those with birthdays between July and Sept. 1. It is funded in the same way as kindergarten using the school funding formula and follows kindergarten requirements. DK enrolled 6,580 4-year-olds with \$57,246,000 in total spending in 2021-2022.

ACCESS RANKINGS	
4-YEAR-OLDS	3-YEAR-OLDS
19	None Served

RESOURCE RANKINGS	
STATE SPENDING	ALL REPORTED SPENDING
6	6

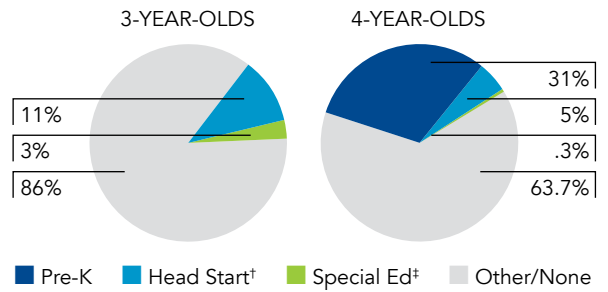
TOTAL BENCHMARKS MET
10*

MICHIGAN GREAT START READINESS PROGRAM

ACCESS

Total state pre-K enrollment	35,895
School districts that offer state program	99% (counties)
Income requirement	250% FPL
Minimum hours of operation	3 hours/day; 4 days/week
Operating schedule	Determined locally
Special education enrollment, ages 3 and 4	10,374
Federally funded Head Start enrollment, ages 3 and 4	22,895
State-funded Head Start enrollment, ages 3 and 4	0

PERCENT OF POPULATION ENROLLED IN PUBLIC ECE



† Estimates children in Head Start not also enrolled in state pre-K.
‡ Estimates children in special education not also enrolled in state pre-K or Head Start.

QUALITY STANDARDS CHECKLIST

POLICY	MI PRE-K REQUIREMENT	BENCHMARK	REQUIREMENT MEETS BENCHMARK?
Early learning & development standards	Comprehensive, aligned, supported, culturally sensitive	Comprehensive, aligned, supported, culturally sensitive	<input checked="" type="checkbox"/>
Curriculum supports	Approval process & supports	Approval process & supports	<input checked="" type="checkbox"/>
Teacher degree	BA	BA	<input checked="" type="checkbox"/> *
Teacher specialized training	ECE, CD, ECE SpEd	Specializing in pre-K	<input checked="" type="checkbox"/>
Assistant teacher degree	CDA or AA in ECE/CD	CDA or equivalent	<input checked="" type="checkbox"/>
Staff professional development	16 hours/year; PD plans; Coaching	For teachers & assistants: At least 15 hours/year; individual PD plans; coaching	<input checked="" type="checkbox"/>
Maximum class size	18 (4-year-olds)	20 or lower	<input checked="" type="checkbox"/>
Staff-child ratio	1:8 (4-year-olds)	1:10 or better	<input checked="" type="checkbox"/>
Screening & referral	Vision, hearing, health & more	Vision, hearing & health screenings; & referral	<input checked="" type="checkbox"/>
Continuous quality improvement system	Structured classroom observations; Data used for program improvement	Structured classroom observations; data used for program improvement	<input checked="" type="checkbox"/>

For more information about the benchmarks, see the Executive Summary and Roadmap to State Profile Pages.

* Indicates that while policy meets the benchmark, it is not being implemented fully.

10*

RESOURCES

Total state pre-K spending	\$428,120,000
Local match required?	No
State Head Start spending	\$0
State spending per child enrolled	\$11,927
All reported spending per child enrolled*	\$11,927

* Pre-K programs may receive additional funds from federal or local sources that are not included in this figure.

† Head Start per-child spending includes funding only for 3- and 4-year-olds.

‡ K-12 expenditures include capital spending as well as current operating expenditures.

SPENDING PER CHILD ENROLLED

