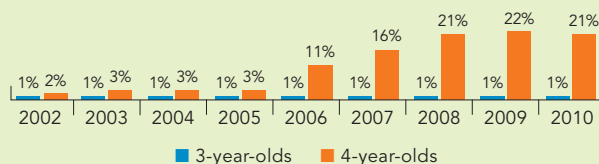
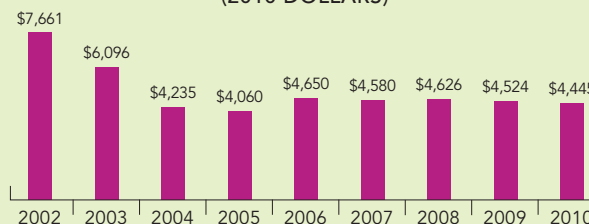


Tennessee

PERCENT OF STATE POPULATION ENROLLED



STATE SPENDING PER CHILD ENROLLED
(2010 DOLLARS)



Tennessee's Early Childhood Education (ECE) Pilot Project, which began in 1998 with 30 classrooms, was a competitive grant program for public schools, institutions of higher education, Head Start agencies, private child care agencies, and public housing authorities to provide preschool education programs. In the 2005-2006 program year, Tennessee launched the Tennessee Voluntary Pre-K (VPK) program adding 300 new classrooms to the existing ECE Pilot Project. While only public schools can compete for state-funded VPK grants, these schools may subcontract with private child care agencies, Head Start agencies, institutions of higher education, public housing authorities, and any three-star rated private or community-based child-serving agency. There were 934 VPK classrooms in operation as of the 2009-10 school year.

The VPK program was funded through general education revenue and lottery revenue, which enabled the program to expand in the past. However, in the 2009-2010 school year the program received only inflationary adjustments and no additional expansion funds. Starting in the 2009-2010 program year, all pre-K funding was required to be allocated to the local education authority. Whereas previously the Office of Early Learning (OEL) had contracted directly with various community-based organizations and Head Start, these programs now subcontract with the LEA in which the program resides.

There are three tiers of priority for enrollment. Top priority is given to 4-year-olds who are eligible for free and reduced-price lunch. Pending availability of space, additional children who have an IEP, are in state custody, have a history of abuse or neglect, or are English Language Learners may enroll. Children who meet locally determined risk factors such as single-parent families, low parent education level, teen parents, or a parent on active military duty, may enroll only if spots are still available after children meeting the state-specified risk factors have enrolled. While the VPK program only serves 4-year-olds, pilot programs may enroll at-risk 3-year-olds as well. This program has been evaluated for program impact/child outcomes in the 2007-2008 school year using K-5th grade data on children who did and did not attend pre-K.

The Voluntary Pre-K for Tennessee Act of 2005 also established the Office of Early Learning to be responsible for program administration, technical assistance, monitoring, oversight, data collection, and training for VPK. This office coordinates and collaborates with local school systems, intra-state agencies, and community providers to gather information on best practices in support of early childhood education. OEL includes the Head Start State Collaboration Office, Even Start State Coordinator Office, Family Resource Centers, and School Administered Child Care Program Evaluation.

ACCESS RANKINGS	
4-YEAR-OLDS	3-YEAR-OLDS
21	23

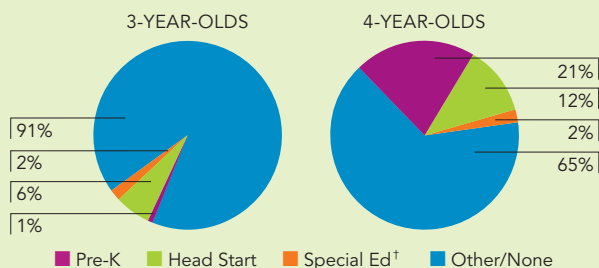
RESOURCES RANKINGS	
STATE SPENDING	ALL REPORTED SPENDING
17	17

TENNESSEE VOLUNTARY PRE-K

ACCESS

Total state program enrollment	18,370
School districts that offer state program	99%
Income requirement	185% FPL ¹
Hours of operation	5.5 hours/day, 5 days/week ²
Operating schedule	Academic year
Special education enrollment	6,661
Federally funded Head Start enrollment	15,178
State-funded Head Start enrollment	0

STATE PRE-K AND HEAD START ENROLLMENT AS PERCENTAGE OF TOTAL POPULATION



[†] This is an estimate of children in special education who are not enrolled in state-funded pre-K or Head Start.

QUALITY STANDARDS CHECKLIST

POLICY	STATE PRE-K REQUIREMENT	BENCHMARK	DOES REQUIREMENT MEET BENCHMARK?
Early learning standards	Comprehensive	Comprehensive	<input checked="" type="checkbox"/>
Teacher degree	BA	BA	<input checked="" type="checkbox"/>
Teacher specialized training	Teaching license and EC endorsement ³	Specializing in pre-K	<input checked="" type="checkbox"/>
Assistant teacher degree	CDA (ECE pilot); HSD + pre-K experience (VPK) ⁴	CDA or equivalent	<input type="checkbox"/>
Teacher in-service	18 clock hours ⁵	At least 15 hours/year	<input checked="" type="checkbox"/>
Maximum class size	20 or lower	20 or lower	<input checked="" type="checkbox"/>
3-year-olds	16		
4-year-olds	20		
Staff-child ratio	1:10 or better	1:10 or better	<input checked="" type="checkbox"/>
3-year-olds	1:8		
4-year-olds	1:10		
Screening/referral and support services	Vision, hearing, health; and support services ⁶	Vision, hearing, health; and at least 1 support service	<input checked="" type="checkbox"/>
Meals	Lunch and either breakfast or snack	At least 1/day	<input checked="" type="checkbox"/>
Monitoring	Site visits and other monitoring	Site visits	<input checked="" type="checkbox"/>

TOTAL BENCHMARKS MET

9

RESOURCES

Total state pre-K spending	\$81,657,785
Local match required?	Yes ⁷
State spending per child enrolled	\$.4,445
All reported spending per child enrolled*	\$.5,688

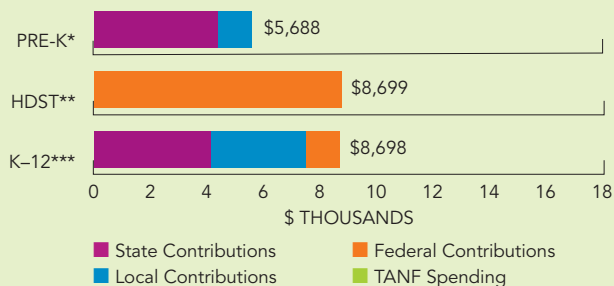
* Pre-K programs may receive additional funds from federal or local sources that are not included in this figure.

** Head Start per-child spending for the 2009-2010 year includes funding from the American Recovery and Reinvestment Act (ARRA).

*** K-12 expenditures include capital spending as well as current operating expenditures.

Data are for the '09-'10 school year, unless otherwise noted.

SPENDING PER CHILD ENROLLED



¹ Once all available students eligible for free and reduced-price lunch are enrolled, LEAs are permitted to enroll children whose families do not meet this income criterion.

² Naptime cannot be counted in the 5.5 hour minimum.

³ Permissible types of endorsements include those in: Pre-K-3, Pre-K-4, Pre-K-K Regular and Special Education, Pre-K-1 Special Education, and Pre-K-3 Special Education. The pre-K-4 certification is no longer issued, but it is still accepted for pre-K teachers in public and nonpublic settings.

⁴ The LEA is required to hire an assistant teacher with a CDA if one is available. If not, the LEA may hire one with a high school diploma and relevant experience working with ECE programs and the assistant must demonstrate progress toward a CDA.

⁵ Teachers working in public schools must meet the state requirement of 30 hours of in-service per year. The 18 hours required in early childhood for preschool teachers may count toward this total.

⁶ Dental and developmental screening and referrals are locally determined. Support services include two annual parent conferences or home visits, parenting support or training, parent involvement activities, referral for social services, and transition to kindergarten activities. Some other comprehensive services are required, but specific services are determined locally.

⁷ The state Basic Education Plan (BEP) funding formula determines the state share and the amount of the local match, based on each county's tax base.