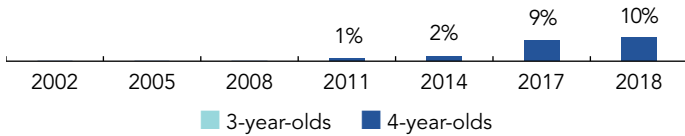
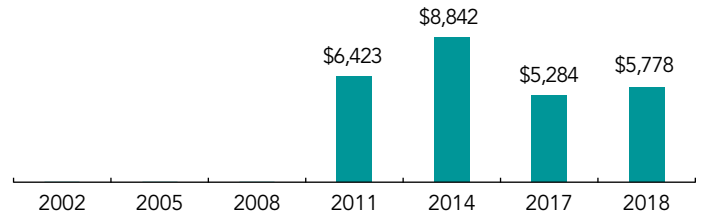


# Rhode Island

PERCENT OF STATE POPULATION ENROLLED



STATE SPENDING PER CHILD ENROLLED (2018 DOLLARS)



## OVERVIEW

Rhode Island preschool enrolled 1,080 children in 2017-2018, an increase of 72 children from the prior year. State funding totaled \$6,240,000, up \$913,563 (17%), adjusted for inflation, since last year. State spending per child equaled \$5,778 in 2017-2018, up \$494 from 2016-2017, adjusted for inflation. Rhode Island met 10 of 10 quality standards benchmarks.

## WHAT'S NEW

The Rhode Island Department of Human Services was awarded a Preschool Development Grant Birth through Five award in 2018 for \$4.19 million to support development, planning, and coordination of the State's B-5 Early Learning Childhood System.

## BACKGROUND

The Rhode Island State Pre-Kindergarten Program, launched in 2009, is provided in public schools, Head Start programs, and private child care. All children who turn 4 years old by September 1 and are living in participating communities are eligible for the program, but enrollment is determined by lottery.

The Rhode Island Department of Education oversees the pre-K program, which is funded through the Rhode Island school funding formula, approved in 2010. Using a phased-in approach, \$10 million is to be invested over 10 years to expand access to high-quality pre-K, beginning with communities with a high proportion of children eligible for free or reduced-price lunch.

In 2014, Rhode Island received a \$19 million federal Preschool Development Grant (PDG) to expand access to its high-quality pre-K program. PDG funding was used to expand access in high-need communities and to improve program monitoring, evaluation, and technical assistance. As a result of PDG support, enrollment nearly doubled between the 2015-2016 and 2016-2017 school years, and leveled off as planned in 2017-2018.

Teachers in the program must hold a bachelor's degree with an early childhood teaching certificate. The Rhode Island Department of Elementary and Secondary Education provides training and technical assistance through a vendor to all staff on an ongoing basis. The Rhode Island Pre-Kindergarten Program has been assessed for both process quality and program impact/child outcomes, including classroom quality and child outcomes in literacy, arithmetic, and social-emotional development. Additionally, a new evaluation of the program is underway, which will gauge child outcomes, overarching classroom quality and include an analysis of long-term costs.

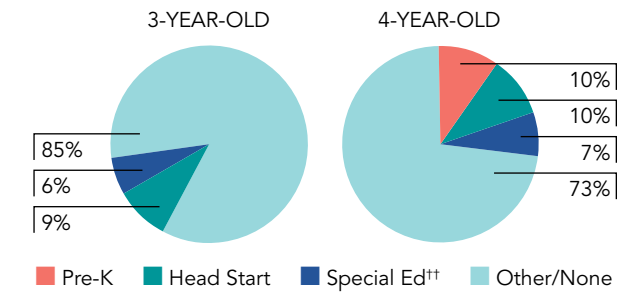
ACCESS RANKINGS		RESOURCE RANKINGS		TOTAL BENCHMARKS MET
4-YEAR-OLDS	3-YEAR-OLDS	STATE SPENDING	ALL REPORTED SPENDING	
34	None Served	18	3	10

# RHODE ISLAND STATE PREKINDERGARTEN PROGRAM

## ACCESS

Total state pre-K enrollment .....	1,080
School districts that offer state program .....	28% (communities)
Income requirement .....	No income requirement
Minimum hours of operation .....	6 hours/day; 5 days/week
Operating schedule .....	School or academic year
Special education enrollment, ages 3 and 4 .....	1,862
Federally funded Head Start enrollment, ages 3 and 4 .....	1,891
State-funded Head Start enrollment, ages 3 and 4 .....	130

## PERCENT OF POPULATION ENROLLED IN PUBLIC ECE



\*\* Estimates children in special education not also enrolled in state pre-K or Head Start.

## QUALITY STANDARDS CHECKLIST

POLICY	RI PRE-K REQUIREMENT	BENCHMARK	REQUIREMENT MEETS BENCHMARK?
Early learning & development standards	Comprehensive, aligned, supported, culturally sensitive	<b>Comprehensive, aligned, supported, culturally sensitive</b>	<input checked="" type="checkbox"/>
Curriculum supports	Approval process & supports	<b>Approval process &amp; supports</b>	<input checked="" type="checkbox"/>
Teacher degree	BA	<b>BA</b>	<input checked="" type="checkbox"/>
Teacher specialized training	ECE	<b>Specializing in pre-K</b>	<input checked="" type="checkbox"/>
Assistant teacher degree	HSD + 12 ECE/CD credits (public); HSD + 12 ECE/CD credits or a CDA (nonpublic)	<b>CDA or equivalent</b>	<input checked="" type="checkbox"/>
Staff professional development	20 hours/year; PD plans; Coaching	<b>For teachers &amp; assistants: At least 15 hours/year; individual PD plans; coaching</b>	<input checked="" type="checkbox"/>
Maximum class size	18 (4-year-olds)	<b>20 or lower</b>	<input checked="" type="checkbox"/>
Staff-child ratio	1:9 (4-year-olds)	<b>1:10 or better</b>	<input checked="" type="checkbox"/>
Screening & referral	Vision, hearing, health & more	<b>Vision, hearing &amp; health screenings; &amp; referral</b>	<input checked="" type="checkbox"/>
Continuous quality improvement system	Structured classroom observations; Data used for program improvement	<b>Structured classroom observations; data used for program improvement</b>	<input checked="" type="checkbox"/>

For more information about the benchmarks, see the Executive Summary and Roadmap to State Profile Pages.

10

## RESOURCES

Total state pre-K spending .....	\$6,240,000
Local match required? .....	No
State Head Start spending .....	\$1,190,000
State spending per child enrolled .....	\$5,778
All reported spending per child enrolled* .....	\$11,239

\* Pre-K programs may receive additional funds from federal or local sources that are not included in this figure.

\*\* Head Start per-child spending includes funding only for 3- and 4-year-olds.

\*\*\* K-12 expenditures include capital spending as well as current operating expenditures.

## SPENDING PER CHILD ENROLLED

