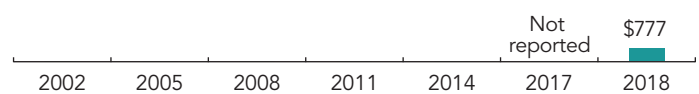
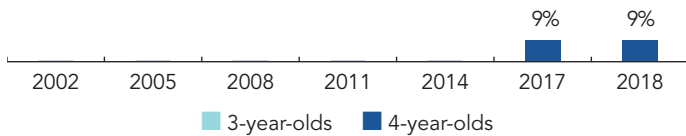


North Dakota

PERCENT OF STATE POPULATION ENROLLED

STATE SPENDING PER CHILD ENROLLED
(2018 DOLLARS)



OVERVIEW

North Dakota preschool enrolled 965 children in 2017-2018 during the first year of the Early Childhood Education Grant Program. State funding totaled \$750,000 and state spending per child equaled \$777. North Dakota met 2 of 10 quality standards benchmarks.

WHAT'S NEW

North Dakota's legislature provided \$3 million in Early Childhood Education Program Grants beginning in the 2017-2018 school year through a biennial appropriation to the state Department of Commerce. North Dakota's 66th Legislative Assembly currently has a bill to move the administration of the Early Childhood Education Grant Program from the North Dakota Department of Commerce to the North Dakota Department of Public Instruction. Also in 2018, the North Dakota Department of Public Instruction was awarded \$2,275,771 under the Preschool Development Grant Birth through Five.

BACKGROUND

2017-2018 was the second year of North Dakota's Early Childhood Education Program. Programs provide services in 44 districts for at least 400 hours over 32 weeks per year. All programs are also required to incorporate at least 10 hours of research-based parent involvement activities. Four-year-old children who are eligible for free- or reduced-price lunch are eligible for the program.

The North Dakota Department of Public Instruction has other early childhood education initiatives, including two grant opportunities for educators and school districts. Early Childhood Continuing Education Grants of up to \$3,000 every two years enable lead and assistant teachers in pre-kindergarten, Head Start, and child care to enhance their credentials at North Dakota state colleges and universities.

The North Dakota Pre-Kindergarten Content Standards, published in 2013, are voluntary and cover multiple domains including social-emotional development, language development, physical well-being and motor development, approaches toward learning, and cognitive and general knowledge. The standards were aligned with the state's kindergarten standards and the Head Start Child Outcomes Framework. The state sponsors professional development aligned with these standards for early childhood professionals. North Dakota adopted a revised set of standards, the North Dakota Birth – Kindergarten Standards, in 2018.

North Dakota shared a \$6.1 million Enhanced Assessment Grant from the U.S. Department of Education with a consortium of nine other states and three nationally recognized research partners. The consortium's goal is developing a state-of-the-art system for assessing young children's learning, and providing parents, students, teachers, policymakers, and other early childhood stakeholders a critical resource for generating clear information about children's development and learning goals.

ACCESS RANKINGS	
4-YEAR-OLDS	3-YEAR-OLDS
36	None Served

RESOURCE RANKINGS	
STATE SPENDING	ALL REPORTED SPENDING
45	45

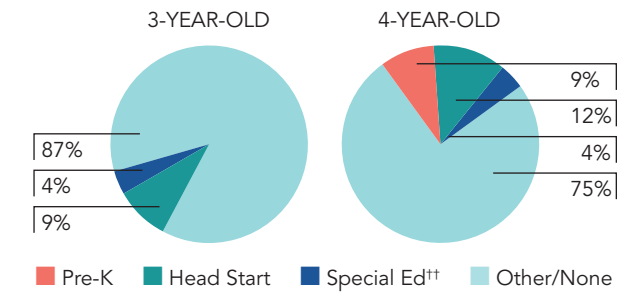
TOTAL BENCHMARKS MET
2

NORTH DAKOTA EARLY CHILDHOOD EDUCATION GRANT PROGRAM

ACCESS

Total state pre-K enrollment	965
School districts that offer state program	56%
Income requirement	185% FPL
Minimum hours of operation	Determined locally
Operating schedule	School or academic year
Special education enrollment, ages 3 and 4	1,277
Federally funded Head Start enrollment, ages 3 and 4	2,241
State-funded Head Start enrollment, ages 3 and 4	0

PERCENT OF POPULATION ENROLLED IN PUBLIC ECE



** Estimates children in special education not also enrolled in state pre-K or Head Start.

QUALITY STANDARDS CHECKLIST

POLICY	ND PRE-K REQUIREMENT	BENCHMARK	REQUIREMENT MEETS BENCHMARK?
Early learning & development standards	Comprehensive, aligned, supported, culturally sensitive	Comprehensive, aligned, supported, culturally sensitive	<input checked="" type="checkbox"/>
Curriculum supports	None	Approval process & supports	<input type="checkbox"/>
Teacher degree	BA	BA	<input checked="" type="checkbox"/>
Teacher specialized training	ECE, Elem. Ed. (public); CD (nonpublic)	Specializing in pre-K	<input type="checkbox"/>
Assistant teacher degree	HSD (public); None (nonpublic)	CDA or equivalent	<input type="checkbox"/>
Staff professional development	PD hours vary by license; PD plans (public teachers only)	For teachers & assistants: At least 15 hours/year; individual PD plans; coaching	<input type="checkbox"/>
Maximum class size	No limit (4-year-olds)	20 or lower	<input type="checkbox"/>
Staff-child ratio	No limit (4-year-olds)	1:10 or better	<input type="checkbox"/>
Screening & referral	None	Vision, hearing & health screenings; & referral	<input type="checkbox"/>
Continuous quality improvement system	None	Structured classroom observations; data used for program improvement	<input type="checkbox"/>

For more information about the benchmarks, see the Executive Summary and Roadmap to State Profile Pages.



RESOURCES

Total state pre-K spending	\$750,000
Local match required?	No
State Head Start spending	\$0
State spending per child enrolled	\$777
All reported spending per child enrolled*	\$777

* Pre-K programs may receive additional funds from federal or local sources that are not included in this figure.

** Head Start per-child spending includes funding only for 3- and 4-year-olds.

*** K-12 expenditures include capital spending as well as current operating expenditures.

SPENDING PER CHILD ENROLLED

