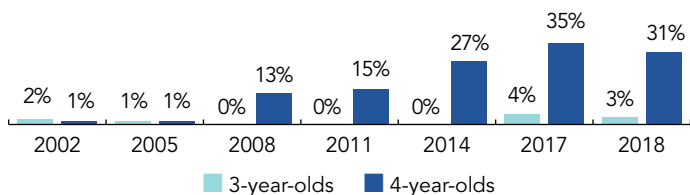
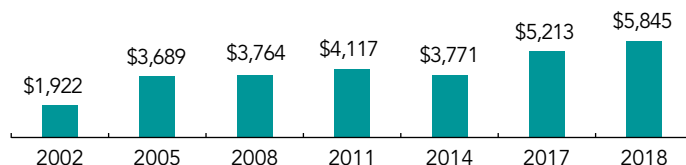


New Mexico

PERCENT OF STATE POPULATION ENROLLED



STATE SPENDING PER CHILD ENROLLED (2018 DOLLARS)



OVERVIEW

New Mexico preschool enrolled 9,119 children in 2017-2018, a decrease of 1,260 children from the prior year. State funding totaled \$35,702,160 and \$17,600,000 in TANF funds were also used to support program, down \$804,649 (1%), adjusted for inflation, since last year. State spending per child equaled \$5,845 in 2017-2018, up \$632 from 2016-2017, adjusted for inflation. New Mexico met 9 of 10 quality standards benchmarks.

WHAT'S NEW

The New Mexico Department of Children, Youth and Families (CYFD) was awarded a Preschool Development Grant Birth through Five award in 2018 for \$5.37 million to conduct a statewide needs assessment and strategic plan for early learning in New Mexico. Under the grant, a statewide early learning media campaign will be developed that will also include the ability for families to easily search for early care and education services in their community. Funding will also be used to invest in the early childhood workforce through a variety of professional development strategies to promote evidence-based teaching and intervention strategies with the state's young children and families.

The state has been shifting part-day slots to full-day slots, which has resulted in a decrease of enrollment for 2017-2018. However, for 2018-2019 the state appropriation for NM PreK increased. The New Mexico Public Education Department (PED) increased the number of school districts offering New Mexico PreK and CYFD served additional 3-year-olds and piloted mixed-age classes.

The New Mexico Early Learning Guidelines (NMELGs) were updated in 2018. The New Mexico Preschool Observation Assessment is based on the NMELGs. Both PED and CYFD changed their consultation system in 2017-2018, resulting in more frequent coaching visits and support for teachers, educational assistants, and administrators.

BACKGROUND

New Mexico PreK (NM PreK) launched in the 2005-2006 school year with the enactment of the PreK Act of 2005. The program is jointly administered by the New Mexico PED and CYFD. PED is responsible for funding and monitoring NM PreK programs provided through school districts, and CYFD for programs operated by community-based organizations and other eligible providers. In the 2017-2018 school year, nearly 70% of school districts offered NM PreK.

NM PreK funding is awarded through a competitive grant process, with priority given to programs in communities with public elementary schools designated as Title I. Two-thirds of enrolled children at each program site must live in the attendance zone of a Title I elementary school, though eligibility is not determined by family income.

The number of hours and days per week vary by program, with a minimum of 450 hours per year. In 2014-2015, the legislature provided limited funding for an Extended-day PreK pilot to double the instructional hours to 900 per school year. In 2017-2018, nearly half of all children enrolled were in Extended-day PreK. Some private or nonprofit facilities use Child Care Subsidy dollars for wrap-around care to assist parents who qualify, or to offer reduced rates for private pay. PreK programs in public schools can extend the day using operational dollars or Title I funds.

ACCESS RANKINGS	
4-YEAR-OLDS	3-YEAR-OLDS
19	18

RESOURCE RANKINGS	
STATE SPENDING	ALL REPORTED SPENDING
17	30

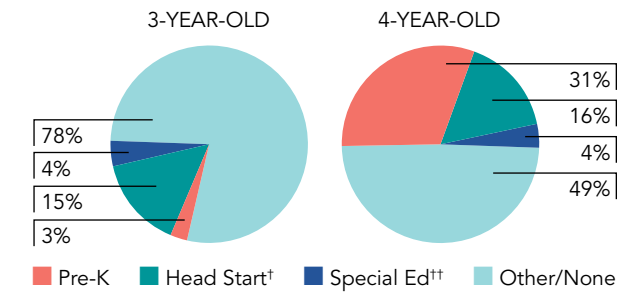
TOTAL BENCHMARKS MET
9

NEW MEXICO PREK

ACCESS

Total state pre-K enrollment	9,119
School districts that offer state program	69%
Income requirement	No income requirement
Minimum hours of operation	2.5 hours/day
Operating schedule	Determined locally
Special education enrollment, ages 3 and 4	3,837
Federally funded Head Start enrollment, ages 3 and 4	8,013
State-funded Head Start enrollment, ages 3 and 4	0

PERCENT OF POPULATION ENROLLED IN PUBLIC ECE



† Some Head Start children may also be counted in state pre-K.
 †† Estimates children in special education not also enrolled in state pre-K or Head Start.

QUALITY STANDARDS CHECKLIST

POLICY	NM PRE-K REQUIREMENT	BENCHMARK	REQUIREMENT MEETS BENCHMARK?
Early learning & development standards	Comprehensive, aligned, supported, culturally sensitive	Comprehensive, aligned, supported, culturally sensitive	<input checked="" type="checkbox"/>
Curriculum supports	Approval process & supports	Approval process & supports	<input checked="" type="checkbox"/>
Teacher degree	BA (public); HSD (nonpublic)	BA	<input type="checkbox"/>
Teacher specialized training	ECE	Specializing in pre-K	<input checked="" type="checkbox"/>
Assistant teacher degree	AA in ECE	CDA or equivalent	<input checked="" type="checkbox"/>
Staff professional development	30 hours/year (public teachers); 24 hours/year (nonpublic teachers & assistants); 28 hours/year (public assistants); PD plans; Coaching	For teachers & assistants: At least 15 hours/year; individual PD plans; coaching	<input checked="" type="checkbox"/>
Maximum class size	16 (3-year-olds); 20 (4-year-olds)	20 or lower	<input checked="" type="checkbox"/>
Staff-child ratio	1:8 (3-year-olds); 1:10 (4-year-olds)	1:10 or better	<input checked="" type="checkbox"/>
Screening & referral	Vision, hearing, health & more	Vision, hearing & health screenings; & referral	<input checked="" type="checkbox"/>
Continuous quality improvement system	Structured classroom observations; Data used for program improvement	Structured classroom observations; data used for program improvement	<input checked="" type="checkbox"/>

9

For more information about the benchmarks, see the Executive Summary and Roadmap to State Profile Pages.

RESOURCES

Total state pre-K spending	\$53,302,160
Local match required?	No
State Head Start spending	\$0
State spending per child enrolled	\$5,845
All reported spending per child enrolled*	\$5,845

* Pre-K programs may receive additional funds from federal or local sources that are not included in this figure.
 ** Head Start per-child spending includes funding only for 3- and 4-year-olds.
 *** K-12 expenditures include capital spending as well as current operating expenditures.

SPENDING PER CHILD ENROLLED

