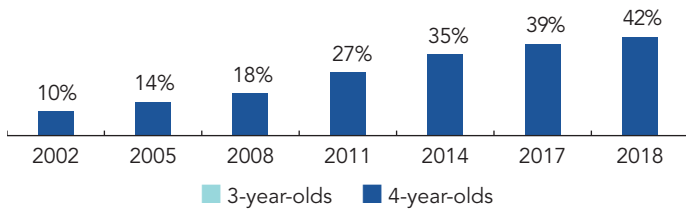
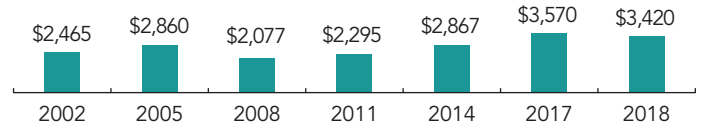


# Maine

PERCENT OF STATE POPULATION ENROLLED



STATE SPENDING PER CHILD ENROLLED (2018 DOLLARS)



## OVERVIEW

Maine preschool enrolled 5,648 children in 2017-2018, an increase of 208 children from the prior year. State funding totaled \$19,316,515, down \$104,126 (1%), adjusted for inflation, since last year. State spending per child equaled \$3,420 in 2017-2018, down \$150 from 2016-2017, adjusted for inflation. Maine met 9 of 10 quality standards benchmarks.

## WHAT'S NEW

The Maine Department of Education (DOE) was awarded a Preschool Development Grant Birth through Five award in 2018 for over \$1 million to conduct a needs assessment of programs and services for children birth to age five and their families to determine overlaps and gaps. After the completion of the needs assessment, Maine DOE, Department of Health and Human Services, and multiple stakeholders will create a strategic plan to guide their work in early childhood systems at both the state and local level.

## BACKGROUND

Maine established its Two-Year Kindergarten initiative in 1983 by allocating resources to local districts through the school funding formula. Since 2007, state-funded programs for 4-year-olds have been separately defined as the Public Preschool Program (PPP), still funded through Maine's school funding formula, with distribution of funds to 146 of the 225 school administrative units (SAUs). PPP funds are available to any SAU choosing to offer the program.

PPP classrooms function as either stand-alone programs located in public schools or SAUs partner with community-based child care programs or Head Start agencies. Schools are required to provide a local match to draw down a per-pupil state subsidy. The required local match is part of the school funding formula based on property wealth.

Maine's Public Preschool Program Standards, promulgated as a regulation in December 2014, outlined programmatic changes including reduced child-staff ratio and group size, the use of evidence-based curricula, and child screening and assessments.

In 2014, Maine was awarded a federal Preschool Development Grant: Expansion Grant award. In 2017-2018, the grant supported 504 children through enhancing the quality of existing slots or creating new slots in PPP.

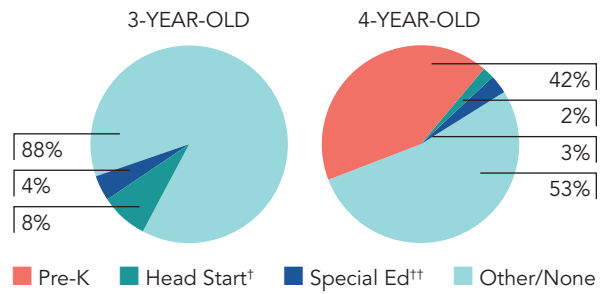
ACCESS RANKINGS		RESOURCE RANKINGS		TOTAL BENCHMARKS MET
4-YEAR-OLDS	3-YEAR-OLDS	STATE SPENDING	ALL REPORTED SPENDING	
12	None Served	36	22	9

# MAINE PUBLIC PRESCHOOL PROGRAM

## ACCESS

Total state pre-K enrollment .....	5,648
School districts that offer state program .....	65% (school administrative units)
Income requirement .....	No income requirement
Minimum hours of operation .....	2 hours/day
Operating schedule .....	Determined locally
Special education enrollment, ages 3 and 4 .....	1,908
Federally funded Head Start enrollment, ages 3 and 4 .....	2,308
State-funded Head Start enrollment, ages 3 and 4 .....	0

## PERCENT OF POPULATION ENROLLED IN PUBLIC ECE



† Estimates children in Head Start not also enrolled in state pre-K.  
 †† Estimates children in special education not also enrolled in state pre-K or Head Start.

## QUALITY STANDARDS CHECKLIST

POLICY	ME PRE-K REQUIREMENT	BENCHMARK	REQUIREMENT MEETS BENCHMARK?
Early learning & development standards	Comprehensive, aligned, supported, culturally sensitive	<b>Comprehensive, aligned, supported, culturally sensitive</b>	<input checked="" type="checkbox"/>
Curriculum supports	Approval process & supports	<b>Approval process &amp; supports</b>	<input checked="" type="checkbox"/>
Teacher degree	BA	<b>BA</b>	<input checked="" type="checkbox"/>
Teacher specialized training	ECE	<b>Specializing in pre-K</b>	<input checked="" type="checkbox"/>
Assistant teacher degree	Educator Technician II	<b>CDA or equivalent</b>	<input checked="" type="checkbox"/>
Staff professional development	6 credit hours/5 years (teachers only); PD plans (teachers only)	<b>For teachers &amp; assistants: At least 15 hours/year; individual PD plans; coaching</b>	<input type="checkbox"/>
Maximum class size	16 (4-year-olds)	<b>20 or lower</b>	<input checked="" type="checkbox"/>
Staff-child ratio	1:8 (4-year-olds)	<b>1:10 or better</b>	<input checked="" type="checkbox"/>
Screening & referral	Vision, hearing, health & more	<b>Vision, hearing &amp; health screenings; &amp; referral</b>	<input checked="" type="checkbox"/>
Continuous quality improvement system	Structured classroom observations; Data used for program improvement	<b>Structured classroom observations; data used for program improvement</b>	<input checked="" type="checkbox"/>

For more information about the benchmarks, see the Executive Summary and Roadmap to State Profile Pages.

9

## RESOURCES

Total state pre-K spending .....	\$19,316,515
Local match required? .....	Yes
State Head Start spending .....	\$3,124,038
State spending per child enrolled .....	\$3,420
All reported spending per child enrolled* .....	\$7,216

\* Pre-K programs may receive additional funds from federal or local sources that are not included in this figure.  
 \*\* Head Start per-child spending includes funding only for 3- and 4-year-olds.  
 \*\*\* K-12 expenditures include capital spending as well as current operating expenditures.

## SPENDING PER CHILD ENROLLED

