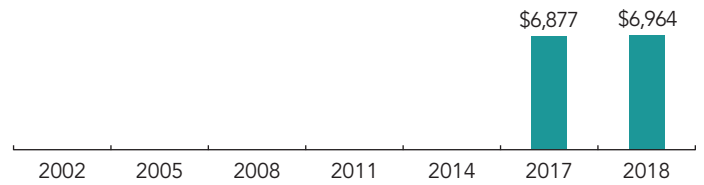
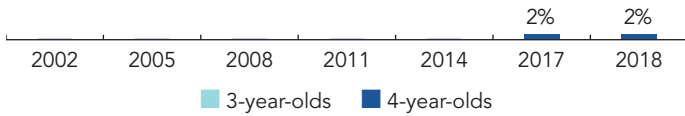


# Hawaii

PERCENT OF STATE POPULATION ENROLLED

STATE SPENDING PER CHILD ENROLLED  
(2018 DOLLARS)



## OVERVIEW

Hawaii preschool enrolled 373 children in 2017-2018, a decrease of 3 children from the prior year. State funding totaled \$2,597,734, up \$11,861 (0.5%), adjusted for inflation, since last year. State spending per child equaled \$6,964 in 2017-2018, up \$87 from 2016-2017, adjusted for inflation. Hawaii met 7 of 10 quality standards benchmarks.

## WHAT'S NEW

In 2017-2018, funds were provided through the legislature to implement an Early Learning Induction Program required for school teams prior to opening a new Executive Office on Early Learning (EOEL) Public Prekindergarten Program classroom. This professional learning opportunity helped school principals prepare to open new classrooms.

EOEL was able to open one additional Public Prekindergarten Program classroom at each of five schools during the 2018-2019 school year, allowing the state to increase access to high quality early learning programs for 100 additional preschool children in Hawaii. In addition, the Hawaii Department of Human Services was awarded \$965,530 under the Preschool Development Grant Birth through Five in December 2018.

## BACKGROUND

EOEL launched Hawaii's first publicly funded pre-K program in 2014-2015 with an initial \$3 million investment. Shortly after, EOEL became attached to Hawaii's Department of Education (DOE) for administrative purposes, though EOEL is not considered a part of the DOE. All of Hawaii's publicly funded pre-K classrooms are in public schools, as mandated by a provision in the Hawaii state constitution barring distribution of public funds to privately run education programs.

In Hawaii, public pre-K programs serve 4-year-old children, with priority given to students considered to be "at-risk," including those from low-income families, now defined as 300% FPL. The EOEL Public Prekindergarten Program is required to operate on the same schedule as public elementary schools, providing services for 1,080 hours a year.

Teachers in the EOEL Public Prekindergarten Program are part of the Hawaii State Teachers Association and, as such, receive salary and benefit parity with teachers in K-12 classrooms. Lead teachers in the Public Prekindergarten Program are required to have a bachelor's degree with licensure, while assistant teachers are required to have an associate's degree. The union contract requires all lead teachers to participate in 21 hours of in-service training each year. At least 60 additional hours per year of EOEL-led professional development in Early Childhood Education are also required for lead teachers in the EOEL Public Prekindergarten Program.

EOEL Public Prekindergarten Program classrooms receive CLASS observations twice a year, and formative child assessments using Teaching Strategies GOLD are conducted throughout the year with three checkpoints. In addition, all programs undergo fiscal monitoring annually and a review of program records more than once per year.

In 2014, Hawaii was awarded a federal Preschool Development Grant (PDG), administered by the Hawaii State Public Charter School Commission. Under the grant, 259 preschool children were served in charter schools across four islands during the 2017-2018 school year. In some PDG classrooms, there is a specific focus on Hawaiian culture instruction including infusion of cultural elements into instruction, Hawaiian immersion programs, classrooms with culture and language embedded throughout instruction, and family engagement activities.

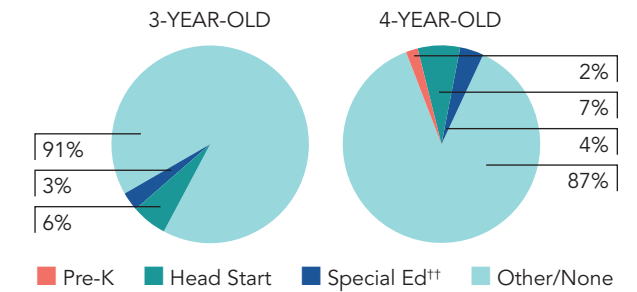
ACCESS RANKINGS		RESOURCE RANKINGS		TOTAL BENCHMARKS MET
4-YEAR-OLDS	3-YEAR-OLDS	STATE SPENDING	ALL REPORTED SPENDING	
45	None Served	11	23	7

# HAWAII'S EXECUTIVE OFFICE ON EARLY LEARNING PUBLIC PREKINDERGARTEN PROGRAM

## ACCESS

Total state pre-K enrollment .....	373
School districts that offer state program .....	100%
Income requirement .....	300% FPL
Minimum hours of operation .....	30.5 hours/week; 5 days/week
Operating schedule .....	School or academic year
Special education enrollment, ages 3 and 4 .....	1,532
Federally funded Head Start enrollment, ages 3 and 4 .....	2,326
State-funded Head Start enrollment, ages 3 and 4 .....	0

## PERCENT OF POPULATION ENROLLED IN PUBLIC ECE



\*\* Estimates children in special education not also enrolled in state pre-K or Head Start.

## QUALITY STANDARDS CHECKLIST

POLICY	HI PRE-K REQUIREMENT	BENCHMARK	REQUIREMENT MEETS BENCHMARK?
Early learning & development standards	Comprehensive, aligned, supported, culturally sensitive	<b>Comprehensive, aligned, supported, culturally sensitive</b>	<input checked="" type="checkbox"/>
Curriculum supports	Approval process & supports	<b>Approval process &amp; supports</b>	<input checked="" type="checkbox"/>
Teacher degree	BA	<b>BA</b>	<input checked="" type="checkbox"/>
Teacher specialized training	Elem. Ed	<b>Specializing in pre-K</b>	<input type="checkbox"/>
Assistant teacher degree	AA (ECE not required)	<b>CDA or equivalent</b>	<input type="checkbox"/>
Staff professional development	21 hours/year (teachers only); PD plans; Coaching	<b>For teachers &amp; assistants: At least 15 hours/year; individual PD plans; coaching</b>	<input type="checkbox"/>
Maximum class size	20 (4-year-olds)	<b>20 or lower</b>	<input checked="" type="checkbox"/>
Staff-child ratio	1:10 (4-year-olds)	<b>1:10 or better</b>	<input checked="" type="checkbox"/>
Screening & referral	Full physical exam (includes vision & hearing)	<b>Vision, hearing &amp; health screenings; &amp; referral</b>	<input checked="" type="checkbox"/>
Continuous quality improvement system	Structured classroom observations; Data used for program improvement	<b>Structured classroom observations; data used for program improvement</b>	<input checked="" type="checkbox"/>

For more information about the benchmarks, see the Executive Summary and Roadmap to State Profile Pages.

7

## RESOURCES

Total state pre-K spending .....	\$2,597,734
Local match required? .....	No
State Head Start spending .....	\$0
State spending per child enrolled .....	\$6,964
All reported spending per child enrolled* .....	\$6,964

\* Pre-K programs may receive additional funds from federal or local sources that are not included in this figure.

\*\* Head Start per-child spending includes funding only for 3- and 4-year-olds.

\*\*\* K-12 expenditures include capital spending as well as current operating expenditures.

## SPENDING PER CHILD ENROLLED

