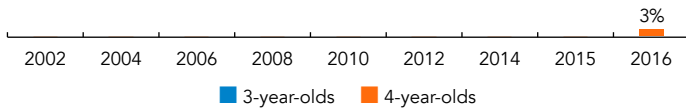
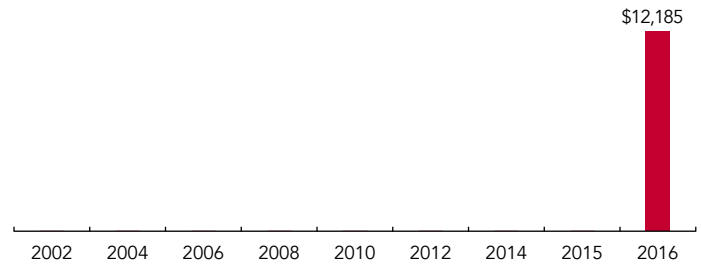


# Guam

PERCENT OF STATE POPULATION ENROLLED



STATE SPENDING PER CHILD ENROLLED  
(2016 DOLLARS)



The Guam Department of Education launched its first publicly funded Pilot Prekindergarten Program in October 2015, with an initial \$877,330 investment including \$513,157 in classroom start-up costs. The Guam Department of Education oversees one school district, comprised of four regions. Each of the four regions has one Prekindergarten Program classroom. Currently, all four pre-K classrooms are located within public schools.

In the 2015-2016 school year, the four Prekindergarten Program classrooms served 72 four-year-old children, approximately 2.6% of the territory's four-year-old children. All age-eligible children may enroll in the program—there is no specified income requirement. The Prekindergarten Program operates six hours a day, five days a week, following the school year or academic calendar, providing 820 hours of services per year. During this school-day program, both lunch and breakfast are served.

The maximum class size for the program is 18, with a teacher to student ratio of 1 to 9. Lead teachers are required to have an Associate's degree with early childhood education specialization and either pre-K or pre-K to 2nd grade certification. The Pilot Prekindergarten Program is in its initial stages and policies regarding classroom-embedded coaching support will be reviewed in the future to include Prekindergarten teachers. Lead teachers are required to participate in 30 clock hours of in-service professional development annually. Assistant teachers are not required to participate in professional development and need only a high school diploma.

A formal evaluation of the program is still in the planning stages and will be conducted by the Guam Department of Education's Administrator for Research, Planning & Evaluation.

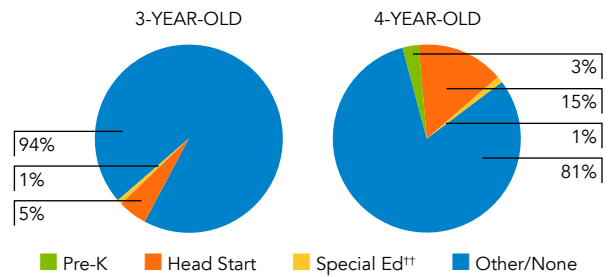
TOTAL BENCHMARKS MET	
CURRENT STANDARDS	NEW STANDARDS
7	5

# GUAM DEPARTMENT OF EDUCATION PILOT PREKINDERGARTEN PROGRAM

## ACCESS

Total state pre-K enrollment.....	72
School districts that offer state program .....	100%
Income requirement .....	No income requirement
Minimum hours of operation.....	6 hours/day; 5 days/week
Operating schedule.....	School or academic year
Special education enrollment, ages 3 and 4 .....	105
Federally funded Head Start enrollment, ages 3 and 4 .....	534
State-funded Head Start enrollment, ages 3 and 4.....	0

STATE PRE-K AND HEAD START ENROLLMENT AS PERCENTAGE OF TOTAL POPULATION



\*\* Estimates children in special education not also enrolled in state pre-K or Head Start.

## QUALITY STANDARDS CHECKLIST

POLICY	GUAM PRE-K REQUIREMENT	CURRENT BENCHMARK	MEETS CURRENT BENCHMARK?	NEW BENCHMARK	MEETS NEW BENCHMARK?
Early learning & development standards	Comprehensive, aligned with other state standards, supported, culturally sensitive	Comprehensive	<input checked="" type="checkbox"/>	Comprehensive, aligned, supported, culturally sensitive	<input type="checkbox"/>
Curriculum supports	Approval process & supports	New in 2015-2016	—	Approval process & supports	<input checked="" type="checkbox"/>
Teacher degree	AA	BA	<input type="checkbox"/>	BA	<input type="checkbox"/>
Teacher specialized training	ECE	Specializing in pre-K	<input checked="" type="checkbox"/>	Specializing in pre-K	<input checked="" type="checkbox"/>
Assistant teacher degree	HSD	CDA or equivalent	<input type="checkbox"/>	CDA or equivalent	<input type="checkbox"/>
Staff professional development	30 hours/year (teachers only)	For teachers: At least 15 hours/year	<input checked="" type="checkbox"/>	For teachers & assistants: At least 15 hours/year; individual PD plans; coaching	<input type="checkbox"/>
Maximum class size	18 (4-year-olds)	20 or lower	<input checked="" type="checkbox"/>	20 or lower	<input checked="" type="checkbox"/>
Staff-child ratio	1:9 (4-year-olds)	1:10 or better	<input checked="" type="checkbox"/>	1:10 or better	<input checked="" type="checkbox"/>
Screening & referral	Immunizations, full physical exam, no vision or hearing; Support services <sup>5</sup>	Vision, hearing, health & at least one support service	<input type="checkbox"/>	Vision, hearing & health screenings; & referral	<input type="checkbox"/>
Meals	Breakfast, lunch	At least one meal/day	<input checked="" type="checkbox"/>	Discontinued	—
Monitoring/Continuous quality improvement system	Annual structured classroom observations; Improvement plan	Site visits	<input checked="" type="checkbox"/>	Structured classroom observation; program improvement plan	<input checked="" type="checkbox"/>
			<b>7</b>		
				<b>5</b>	

## RESOURCES

Total state pre-K spending .....	\$877,330
Local match required? .....	No
State Head Start spending .....	\$0
State spending per child enrolled.....	\$12,185
All reported spending per child enrolled* .....	\$12,185

\* Pre-K programs may receive additional funds from federal or local sources that are not included in this figure.

\*\* Head Start per-child spending includes funding only for 3- and 4-year-olds.

\*\*\* K-12 expenditures include capital spending as well as current operating expenditures.

SPENDING PER CHILD ENROLLED

