

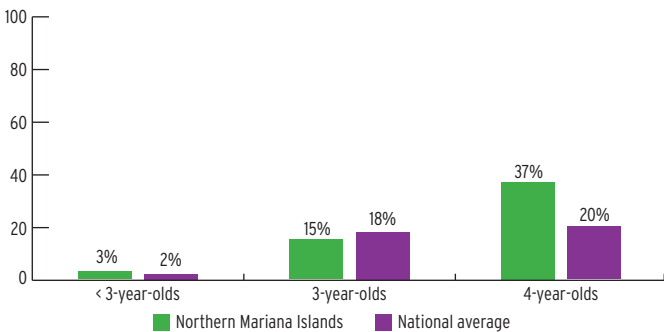
NORTHERN MARIANA ISLANDS Head Start & Early Head Start 2014-2015 Overview

FEDERALLY FUNDED ENROLLMENT

	NUMBER ENROLLED	PERCENT OF STATE	PERCENT OF LOW-INCOME
TOTAL	542	11%	12%
Pregnant Women	Not available	N/A	N/A
< 3-Year-Olds	80	3%	3%
3-Year-Olds	130	13%	15%
4-Year-Olds	332	33%	37%

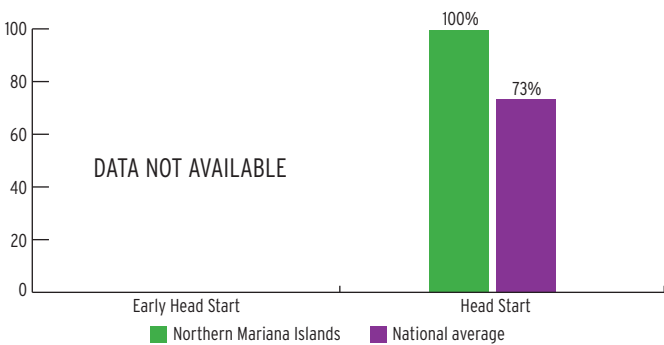
ENROLLMENT

PERCENT OF LOW-INCOME CHILDREN SERVED BY HEAD START




TEACHER DEGREE

PERCENT OF TEACHERS WITH BA OR HIGHER



PROGRAM DURATION

PERCENT OF CHILDREN IN SCHOOL-DAY, 5-DAY/WEEK PROGRAMS

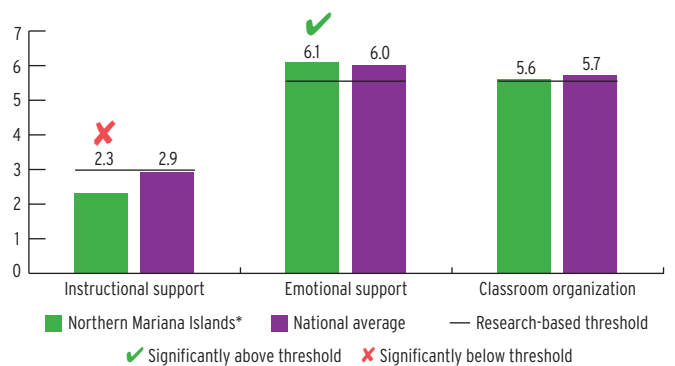


FEDERAL FUNDING

	FUNDING
Total Federal Funding	\$2,714,080
Early Head Start Funding	\$920,000
Head Start Funding	\$1,794,080

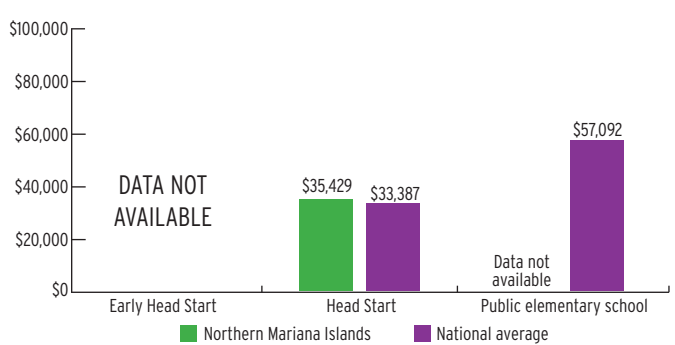
QUALITY

CLASSROOM QUALITY SCORES



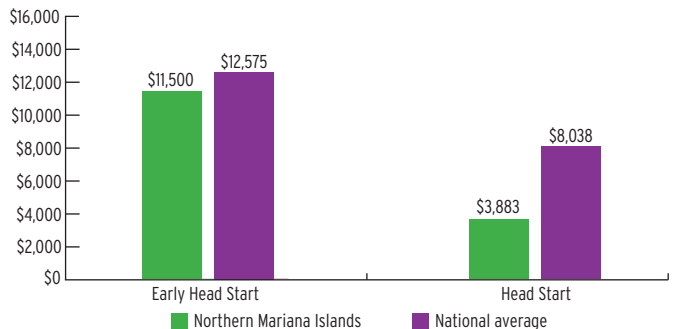
TEACHER SALARY

AVERAGE SALARY OF TEACHERS WITH A BA DEGREE



FUNDING

FEDERAL FUNDING PER CHILD

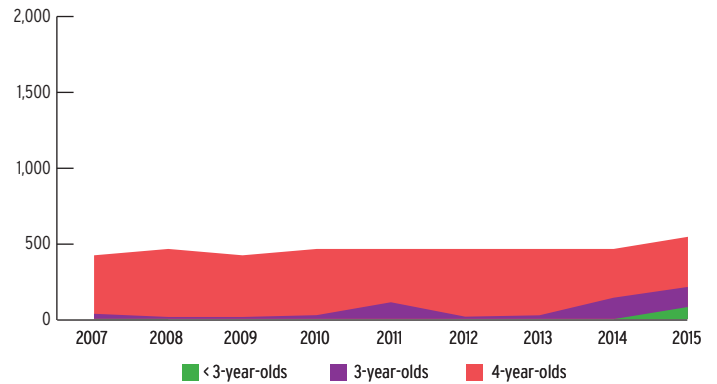


NORTHERN MARIANA ISLANDS Head Start & Early Head Start

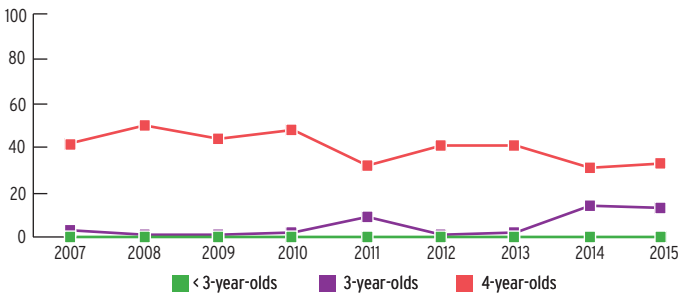
ENROLLMENT

	TOTAL	EARLY HEAD START	HEAD START
Total Funded Enrollment	542	80	462
Federally Funded	542	80	462
State Supplemental	0	0	0
MIECHV Funded	0	Not available	0
American Indian/ Alaska Native	0	0	0
Cumulative Enrollment	Not available	Not available	486
In Center-Based Child Care Partner	0	0	0

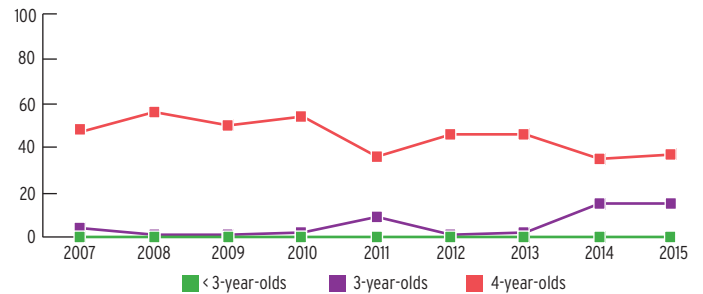
NUMBER OF CHILDREN ENROLLED OVER TIME, BY AGE



PERCENT OF CHILDREN IN THE STATE SERVED



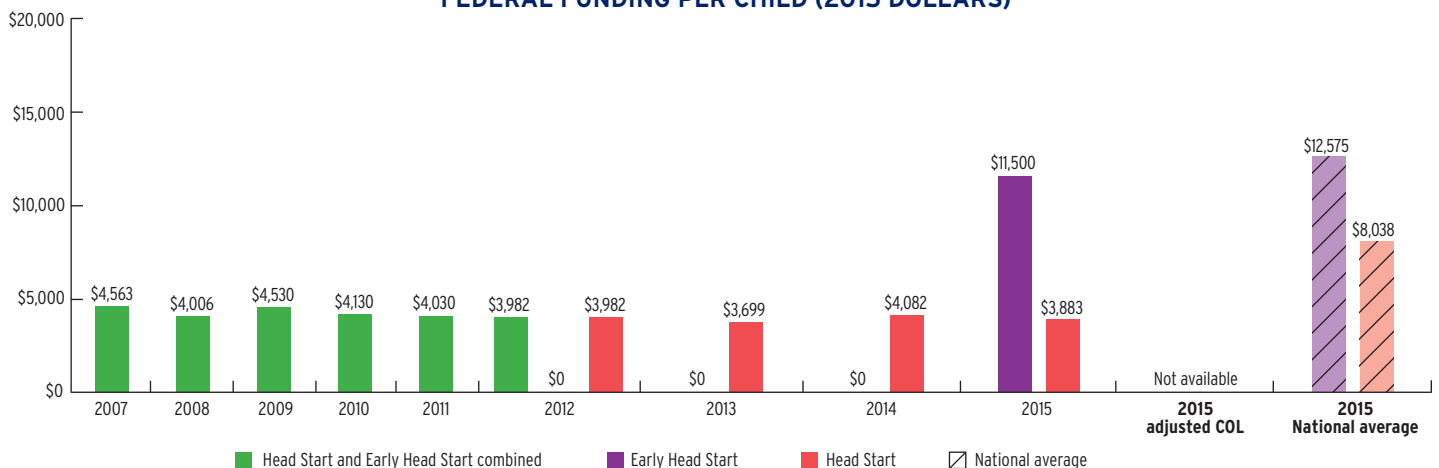
PERCENT OF LOW-INCOME CHILDREN IN THE STATE SERVED



FUNDING

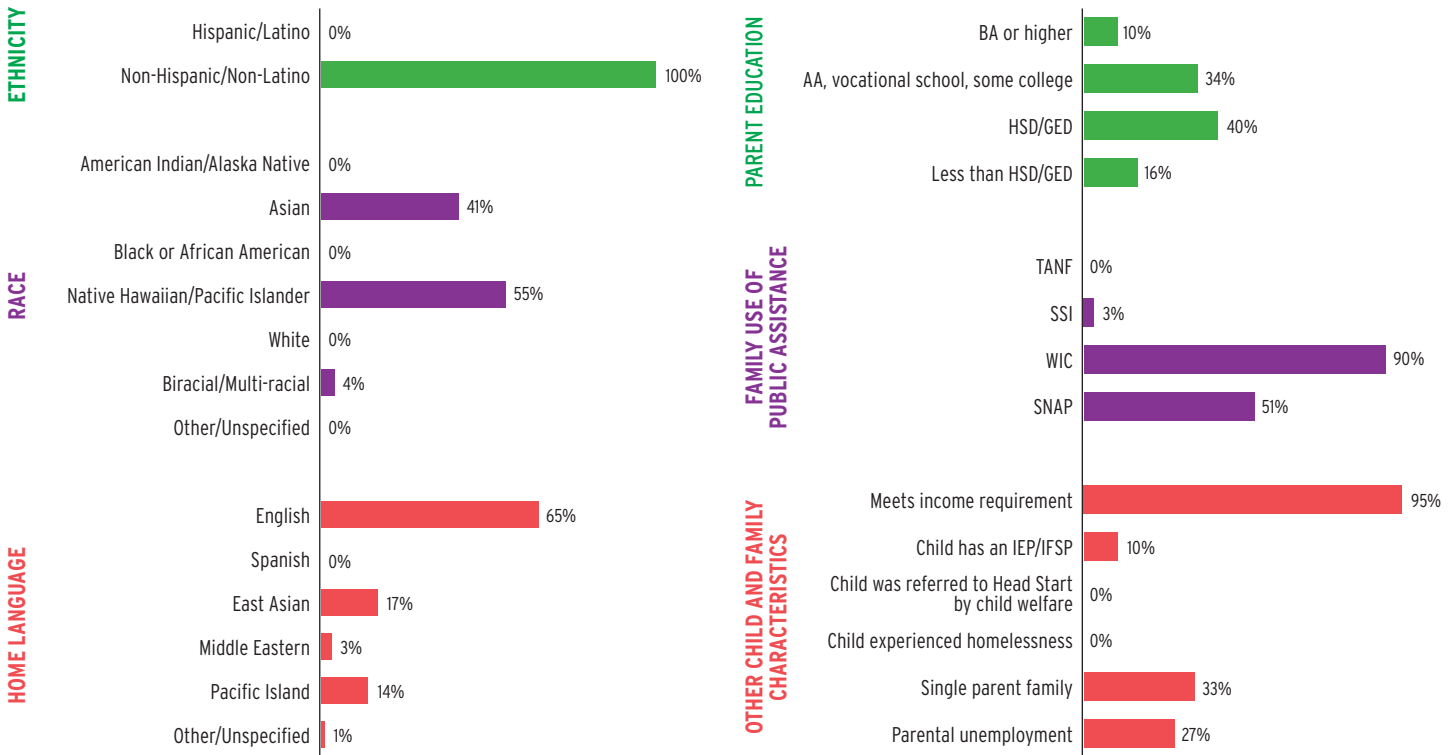
	TOTAL	EARLY HEAD START	HEAD START
Total Funding	\$2,714,080	\$920,000	\$1,794,080
Total Federal Funding	\$2,714,080	\$920,000	\$1,794,080
Head Start Federal Funding	\$2,714,080	\$920,000	\$1,794,080
American Indian/Alaska Native Head Start Funding	\$0	\$0	\$0
Head Start State Supplemental Funding	\$0	\$0	\$0

FEDERAL FUNDING PER CHILD (2015 DOLLARS)



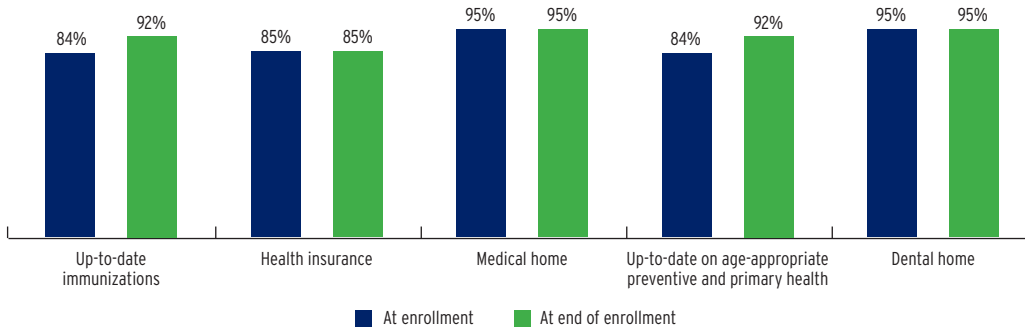
NORTHERN MARIANA ISLANDS Head Start & Early Head Start

CHILD AND FAMILY CHARACTERISTICS

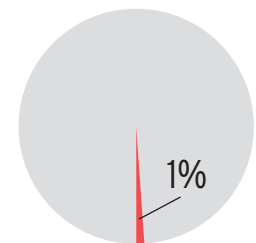


SUPPORT SERVICES

CHILDREN RECEIVING HEALTH SERVICES



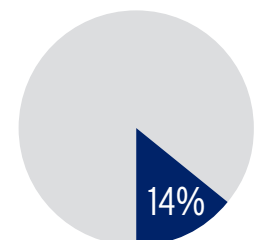
CHILDREN RECEIVING TRANSPORTATION



FAMILIES' USE OF SUPPORT SERVICES



FAMILIES RECEIVING AT LEAST ONE SUPPORT SERVICE



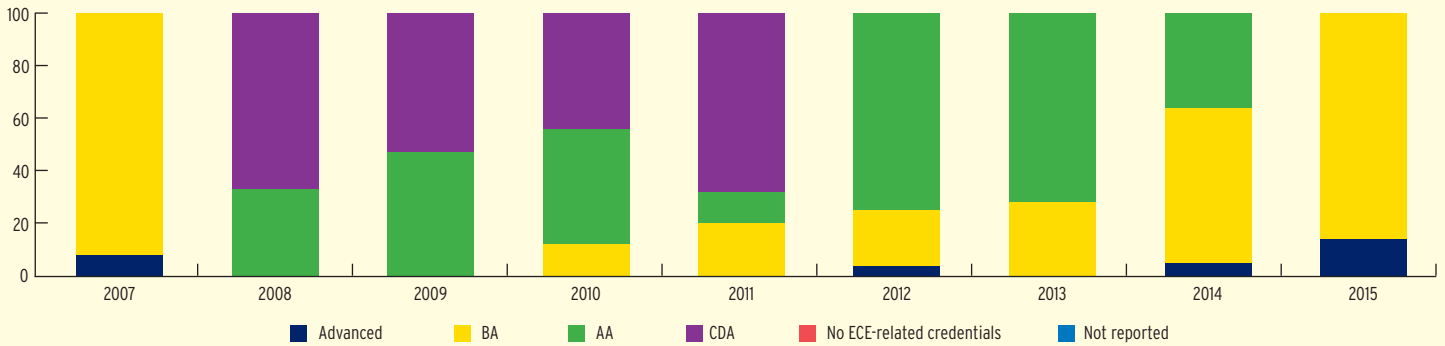
**NO INFORMATION AVAILABLE
ON EARLY HEAD START***

* Northern Mariana Islands received a grant to provide Early Head Start services in February 2015 and was not required to complete the PIR for this first year of operation.

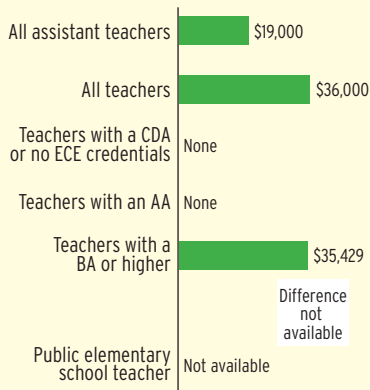
NORTHERN MARIANA ISLANDS Head Start

HEAD START STAFF

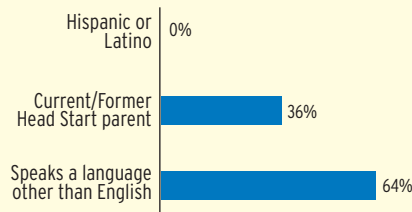
PERCENT OF TEACHERS BY HIGHEST DEGREE IN ECE OR RELATED FIELD



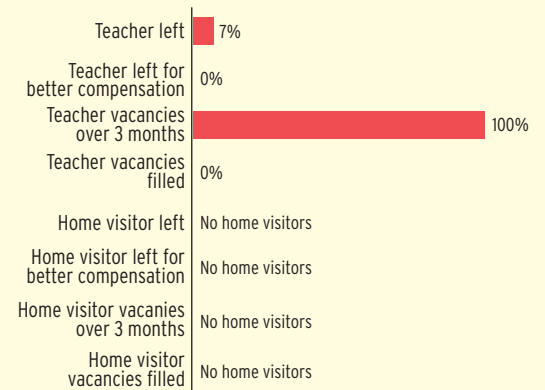
AVERAGE TEACHER SALARY




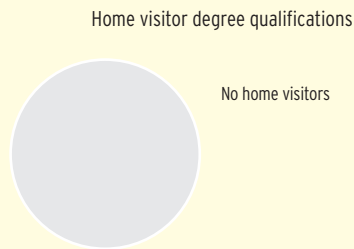
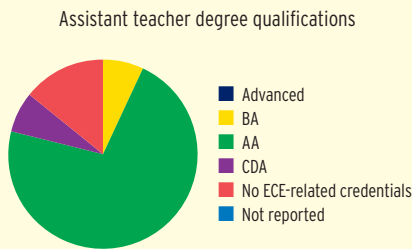
STAFF CHARACTERISTICS



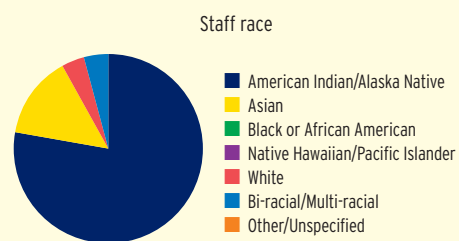

STAFF TURNOVER



ADDITIONAL STAFF QUALIFICATIONS



STAFF DEMOGRAPHIC CHARACTERISTICS

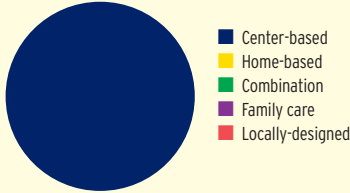


NORTHERN MARIANA ISLANDS Head Start

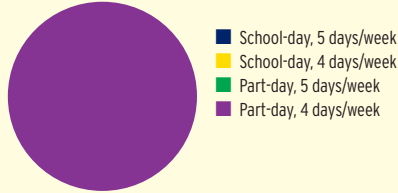
TYPE AND DURATION OF HEAD START SERVICES

PROGRAM TYPE AND DURATION

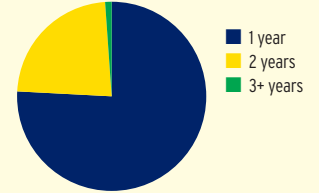
Enrollment by program type



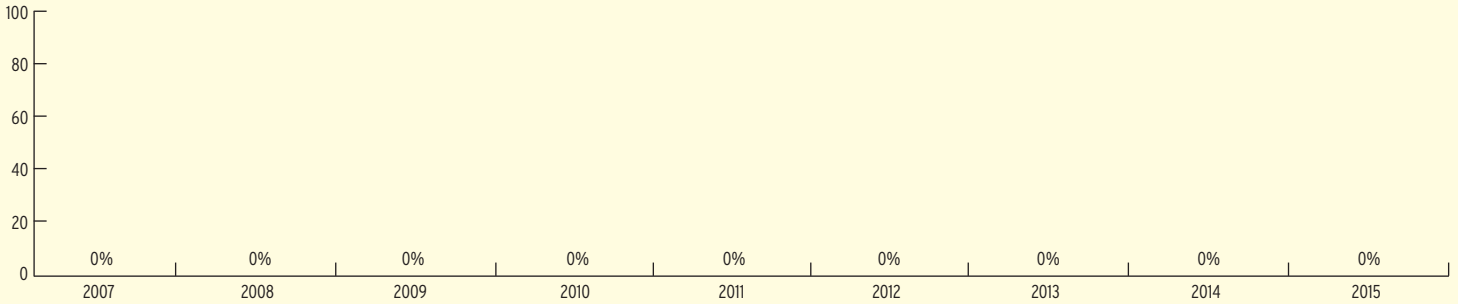
Enrollment in center-based programs by operating schedule



Number of years enrolled in Head Start

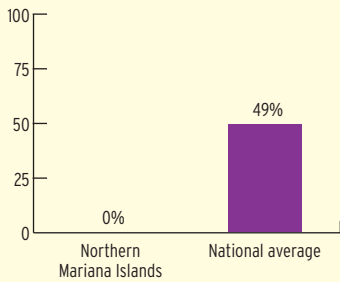


PERCENT OF CHILDREN IN SCHOOL-DAY, 5-DAY PER WEEK PROGRAMS

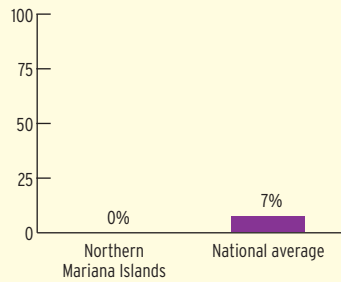


ADDITIONAL TYPE AND DURATION INFORMATION

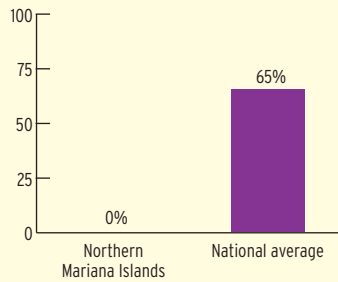
Percent of children in school-day programs



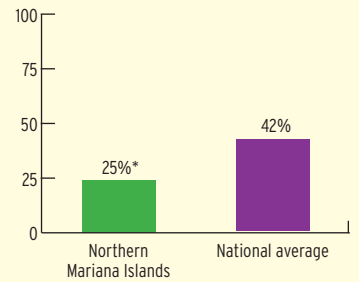
Percent of children in full-working-day, full-calendar-year programs



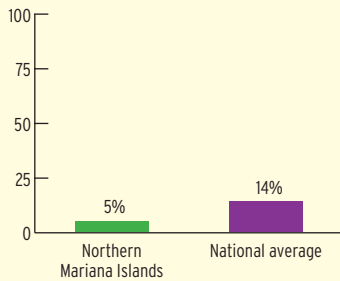
Percent of children in full-working-day, full-year programs



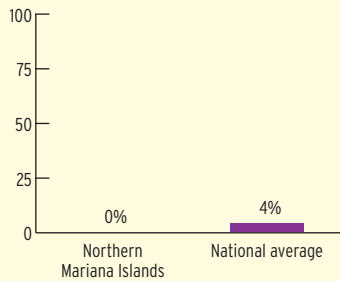
Percent of children receiving at least 1,020 hours of Head Start per year



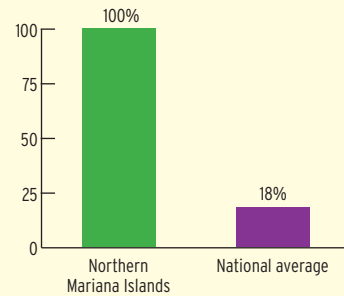
Child turnover rate



Percent of children receiving a child care subsidy



Percent of children in double sessions



*Reflects data for American Samoa, Guam, Northern Mariana Islands, Palau, and Virgin Islands