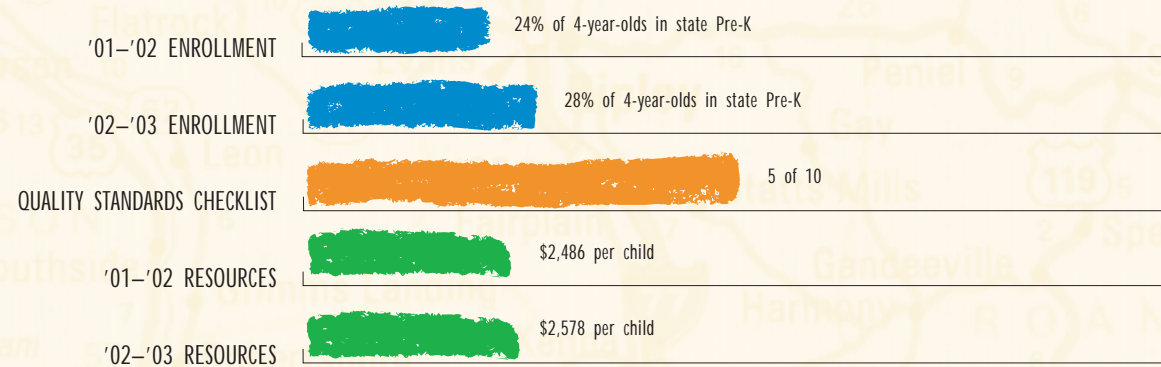


# West Virginia



The Public School Early Childhood Education program grew out of a 1983 revision to the state school code allowing local school boards to create programs for prekindergarteners. Funding is provided to schools through their regular state education funding. Although the program currently serves 3- and 4-year-olds, beginning in July 2004, 4-year-olds will be targeted more exclusively. At that time, 3-year-olds will be eligible to participate only if they have Individualized Education Plans for special needs. Legislation approved in 2002 specifies that universal prekindergarten be made available to West Virginia's 4-year-olds by the 2012-2013 school year; 50 percent of the classrooms in the planned universal program must be in collaborative settings with Head Start, child care, or private prekindergarten providers.

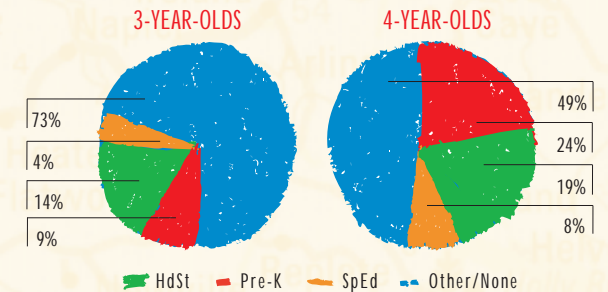
During the 2002-2003 year, there were 7,727 children enrolled in the Public School Early Childhood Education program, which received \$19,923,934 in state funds.



## ACCESS

Total state program enrollment	6,853
School districts that offer state program	62%
Income requirement	None
Hours of operation	Determined locally
Operating schedule	Academic year
Special education enrollment	2,599
Federally-funded Head Start enrollment	6,813
State-funded Head Start enrollment	0

STATE PRE-K AND HEAD START ENROLLMENT AS PERCENTAGE OF TOTAL POPULATION



## QUALITY STANDARDS CHECKLIST

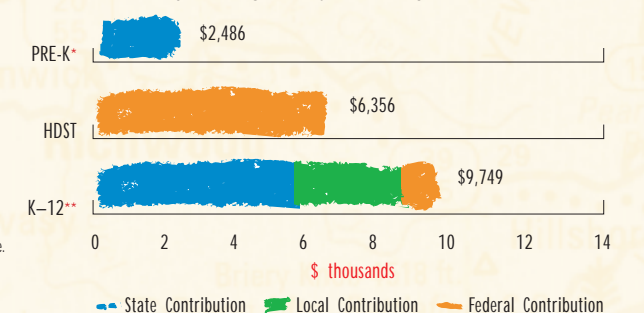
POLICY	STATE PRE-K REQUIREMENT	BENCHMARK	DOES REQUIREMENT MEET BENCHMARK?
Curriculum standards	None	Comprehensive	<input type="checkbox"/>
Teacher degree requirement	BA	BA	<input checked="" type="checkbox"/>
Teacher specialized training requirement	Degree in EC, preschool special needs, or EE with endorsement in Pre-K/K	Specializing in EC	<input checked="" type="checkbox"/>
Assistant teacher degree requirement	HSD or equivalent	CDA or equivalent	<input type="checkbox"/>
Teacher in-service requirement	18 clock hours	At least 15 hours/year	<input checked="" type="checkbox"/>
Maximum class size		20 or lower	<input checked="" type="checkbox"/>
3-year-olds	20		
4-year-olds	20		
Staff-child ratio		1:10 or better	<input type="checkbox"/>
3-year-olds	No limit <sup>1</sup>		
4-year-olds	No limit <sup>1</sup>		
Screening/referral requirements	Vision, hearing, and health	Vision, hearing, and health	<input checked="" type="checkbox"/>
Family support service requirements	None	At least 1 service	<input type="checkbox"/>
Meal requirements	Varies <sup>2</sup>	At least 1/day	<input type="checkbox"/>



## RESOURCES

Total state Pre-K spending	\$17,037,219 <sup>3</sup>
Local match required?	No
State spending per child enrolled	\$2,486
State spending per 3-year-old	\$240 <sup>4</sup>
State spending per 4-year-old	\$672 <sup>4</sup>

SPENDING PER CHILD ENROLLED



\* Pre-K programs may receive additional funds from federal or local sources that are not included in this figure.

\*\* K-12 expenditures include capital spending as well as current operating expenditures.

Data are for the '01-'02 school year, unless otherwise noted.

<sup>1</sup> As of 2003, the ratio requirement is 1:10 statewide, with one certified teacher mandated in each classroom.

<sup>2</sup> Meal requirements depend on the hours of operation.

<sup>3</sup> Funding increased to \$19,923,934 for 2002-2003 and to \$26,852,249 for 2003-2004.

<sup>4</sup> West Virginia did not break its total enrollment figure into specific numbers of 3- or 4-year-olds. As a result, these calculations are estimates, based on proportions of enrollees who were ages 3 and 4 in states that served 3-year-olds and provided age breakdowns for 2001-2002.