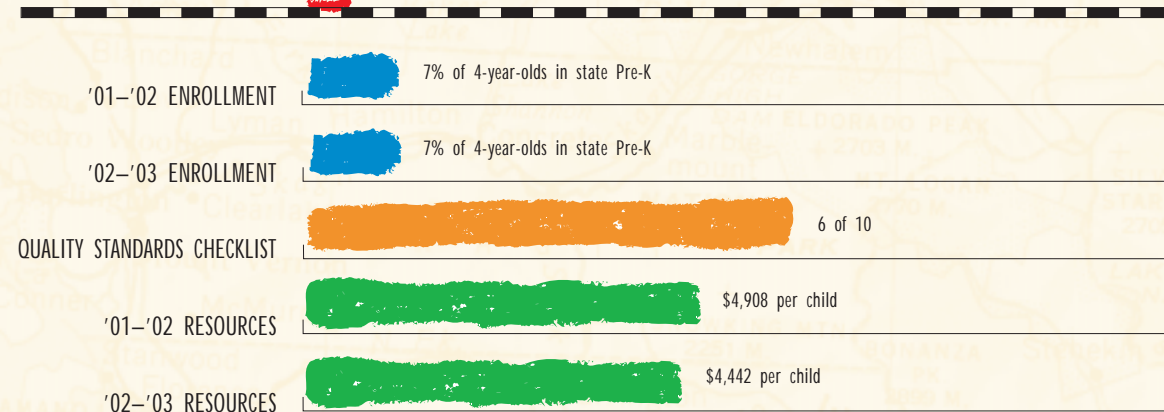


Washington



The Washington Business Roundtable championed early childhood education reform in the early 1980s, and in 1985 Washington state created the Early Childhood Education and Assistance Program (ECEAP). The program's primary target is 4-year-olds in families at or below 110 percent of the federal poverty level. Three-year-olds are allowed to enroll only after eligible 4-year-olds have been served. Contractors from public schools, local governments, child care centers, and nonprofit organizations submit requests for funding through a grant process. Priority for new programs and/or increases in funded ECEAP slots goes to areas with the highest need. ECEAP contributes to preschoolers getting a good education through comprehensive services, including screenings and access to health care, parent education, and referrals to social services. As with Head Start programs, ECEAP programs follow a set of prescribed performance standards in providing prekindergarten services.

In 2002–2003, funding for ECEAP was \$30,730,379. A total of 1,402 children younger than 4 and 5,516 children age 4 or older attended the program.

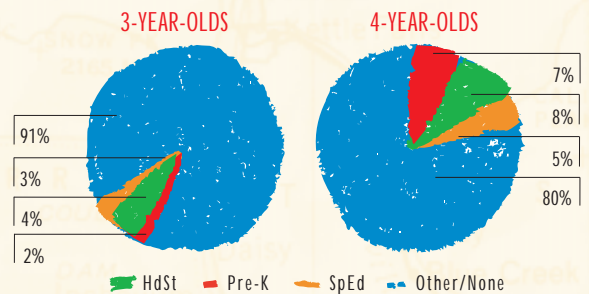
Until 2002, Washington also provided a state supplement for the federal Head Start program. Through this initiative, the state contributed \$235,000 to enhance Head Start services during fiscal year 2002.



ACCESS

Total state program enrollment	6,622
School districts that offer state program	Not reported
Income requirement	110% FPL ¹
Hours of operation	Determined locally ²
Operating schedule	Determined locally ³
Special education enrollment	6,592
Federally-funded Head Start enrollment	9,156
State-funded Head Start enrollment	0

STATE PRE-K AND HEAD START ENROLLMENT AS PERCENTAGE OF TOTAL POPULATION



QUALITY STANDARDS CHECKLIST

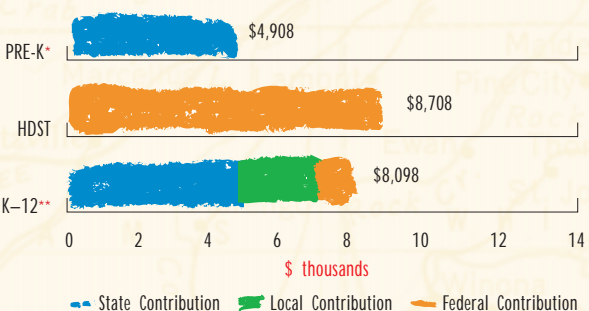
POLICY	STATE PRE-K REQUIREMENT	BENCHMARK	DOES REQUIREMENT MEET BENCHMARK?
Curriculum standards	Not comprehensive	Comprehensive	<input type="checkbox"/>
Teacher degree requirement	BA (public), AA (nonpublic)	BA	<input type="checkbox"/>
Teacher specialized training req.	Pre-K-3 endorsement or SpEd certification with EC endorsement (public), 30 quarter units in ECE (nonpublic)	Specializing in EC	<input checked="" type="checkbox"/>
Assistant teacher degree requirement	CDA and HSD	CDA or equivalent	<input checked="" type="checkbox"/>
Teacher in-service requirement	None ⁴	At least 15 hours/year	<input type="checkbox"/>
Maximum class size		20 or lower	<input type="checkbox"/>
3-year-olds	24 ⁵		
4-year-olds	24		
Staff-child ratio		1:10 or better	<input checked="" type="checkbox"/>
3-year-olds	1:9 ⁵		
4-year-olds	1:9		
Screening/referral requirements	Vision, hearing, health, and developmental	Vision, hearing, and health	<input checked="" type="checkbox"/>
Family support service requirements	Family support services and 2 parent conferences ⁶	At least 1 service	<input checked="" type="checkbox"/>
Meal requirements	Breakfast, lunch, and snack	At least 1/day	<input checked="" type="checkbox"/>



RESOURCES

Total state Pre-K spending	\$32,503,836
Local match required?	No
State spending per child enrolled	\$4,908
State Head Start spending	\$235,000
State spending per 3-year-old	\$82
State spending per 4-year-old	\$325

SPENDING PER CHILD ENROLLED



¹ Pre-K programs may receive additional funds from federal or local sources that are not included in this figure.
² K-12 expenditures include capital spending as well as current operating expenditures.

Data are for the '01-'02 school year, unless otherwise noted.

¹ Up to 10% of families with children enrolled can be over the income eligibility limit.
² Providers design initiatives based on community needs. Most programs are part-day, with only 14% offering full-day service and 1% being home based. The majority of programs operate for 3 to 4 days per week.
³ Most programs operate for the academic year.
⁴ Teachers may have to meet an in-service requirement to maintain endorsement.
⁵ Program standards are targeted for 4-year-olds, but since 3-year-olds are in blended classrooms, ECEAP standards apply to the educational setting for both ages. ECEAP programs are encouraged to maintain staff-child ratios of 1:6, but 1:9 is permitted.
⁶ Providers offer referrals to appropriate social services, parent education, and access to health and dental care. Some program models require 3 parent conferences annually.