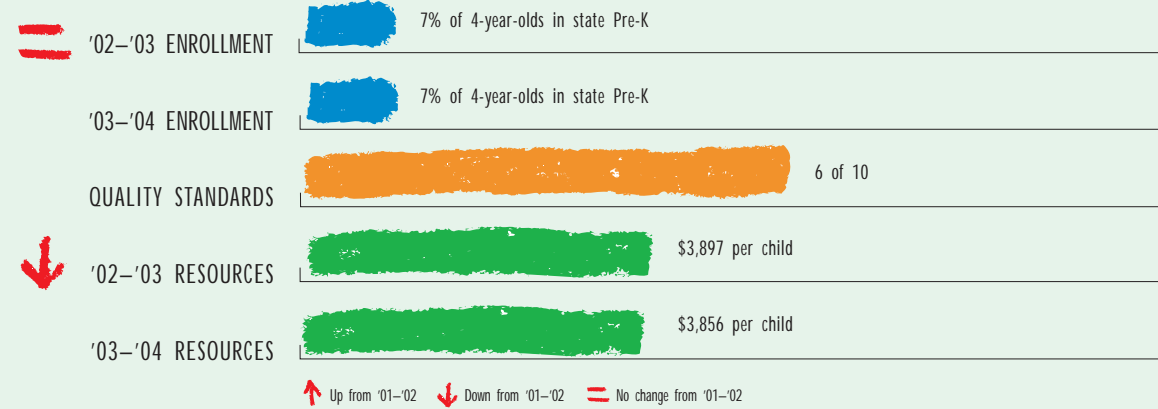


Washington



The Early Childhood Education and Assistance Program (ECEAP) was initiated in 1985 in response to calls for early childhood education reform. The program primarily targets 4-year-olds from families at or below 110 percent of the federal poverty level, but can be extended to 3-year-olds after eligible 4-year-olds have been served. Additionally, space is reserved to meet the needs of preschool children of migrant workers or Native Americans, as well as children with environmental or developmental risk factors. Funding is provided through a competitive grant process to contractors from public schools, child care centers, and nonprofit organizations, which can then subcontract with a range of agencies to deliver services. The state strongly encourages contractors to use the Devereux Early Childhood Assessment Program (DECA) to identify children's social and emotional strengths and use that information in tailoring classroom strategies and working with parents.

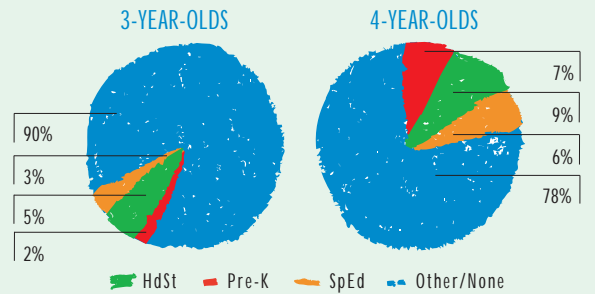
In recent years, state budget decisions have reduced funding for ECEAP, which has resulted in the loss of slots and services. In 2003–2004, the state provided \$26,537,328 to serve 5,436 4-year-olds and 1,446 3-year-olds.



ACCESS

Total state program enrollment - - - - - 6,918
 School districts that offer state program - - - - - 41%
 Income req. - - - 90% of children must be at or below 110% FPL ¹
 Hours of operation - - - - - Determined locally ²
 Operating schedule - - - - - Determined locally ³
 Special education enrollment - - - - - 7,039
 Federally funded Head Start enrollment - - - - - 11,339
 State-funded Head Start enrollment - - - - - 0

STATE PRE-K AND HEAD START ENROLLMENT AS PERCENTAGE OF TOTAL POPULATION



QUALITY STANDARDS CHECKLIST

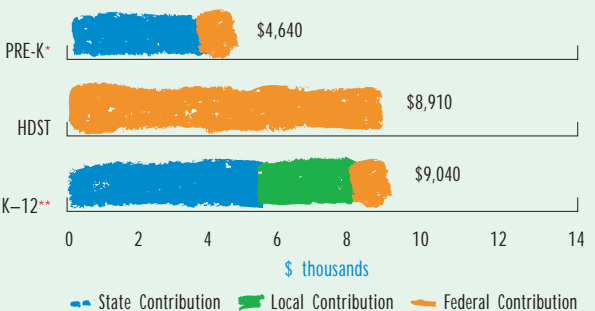
| POLICY | STATE PRE-K REQUIREMENT | BENCHMARK | DOES REQUIREMENT MEET BENCHMARK? |
|--------------------------------------|---|---------------------------------------|-------------------------------------|
| Curriculum standards | Not comprehensive | Comprehensive | <input type="checkbox"/> |
| Teacher degree requirement | BA (public), AA (nonpublic) | BA | <input type="checkbox"/> |
| Teacher specialized training req. | Pre-K–3 endorsement or SpEd certification with EC endorsement (public), 30 quarter units in ECE (nonpublic) | Specializing in Pre-K | <input checked="" type="checkbox"/> |
| Assistant teacher degree requirement | CDA or passing proficiency test (public), CDA (nonpublic) | CDA or equivalent | <input checked="" type="checkbox"/> |
| Teacher in-service requirement | Determined locally ⁴ | At least 15 hours/year 20 or lower | <input type="checkbox"/> |
| Maximum class size | | | |
| 3-year-olds | 24 ⁵ | | |
| 4-year-olds | 24 | | |
| Staff-child ratio | | 1:10 or better | <input checked="" type="checkbox"/> |
| 3-year-olds | 1:9 ⁵ | | |
| 4-year-olds | 1:9 | | |
| Screening/referral requirements | Vision, hearing, health, and developmental | Vision, hearing, and health | <input checked="" type="checkbox"/> |
| Required support services | 3 hours of education planning time with parents and support services ⁶ | At least 1 service | <input checked="" type="checkbox"/> |
| Meal requirement | Breakfast, lunch, and snack | At least 1/day | <input checked="" type="checkbox"/> |



RESOURCES

Total state Pre-K spending - - - - - \$26,957,519 ⁷
 Local match required? - - - - - No
 State spending per child enrolled - - - - - \$3,897
 State spending per 3-year-old - - - - - \$69
 State spending per 4-year-old - - - - - \$270

SPENDING PER CHILD ENROLLED



* Pre-K programs may receive additional funds from federal or local sources that are not included in this figure.
 ** K-12 expenditures include capital spending as well as current operating expenditures.
 Data are for the '02-'03 school year, unless otherwise noted.

¹ This income cutoff would be equivalent to \$16,522 a year for a family of three in 2002–2003.
² Providers design initiatives based on community needs. All programs operate at least 2.5 hours per session. The majority of programs operate for 3 to 4 days per week.
³ Most programs operate for the academic year.
⁴ ECEAP requires in-service training, but does not specify the number of hours required.
⁵ Program standards are targeted to 4-year-olds, but since 3-year-olds are in blended classrooms, ECEAP standards apply to the educational setting for both ages. In classes of 24 students, the staff-child ratio must be 1:6.
⁶ Support services include education services or job training for parents, parenting support or training, parent involvement activities, health services for children, information about nutrition, referral to social services, and transition to kindergarten activities.
⁷ The ECEAP program also received \$5,141,990 from CCDF during both 2002–2003 and 2003–2004.