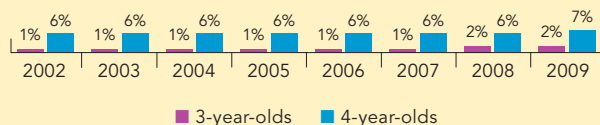
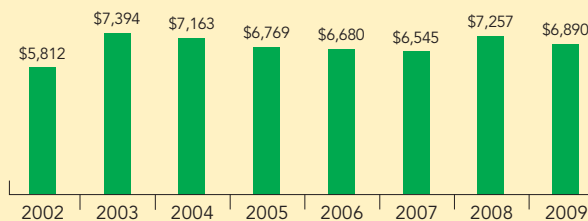


Washington

PERCENT OF STATE POPULATION ENROLLED



STATE SPENDING PER CHILD ENROLLED
(2009 DOLLARS)



In 1985, the Washington Early Childhood Education and Assistance Program (ECEAP) was formed in response to calls for early education reform. The state Department of Early Learning (DEL), a cabinet-level agency that was established in 2006, oversees ECEAP. The DEL also works with Thrive by Five Washington to fund programs and coordinates efforts to improve school readiness.

ECEAP provides family support and parent involvement activities, health services for children, information about nutrition, referral to social services, and preschool education programs to assist parents in preparing children for transition into kindergarten. ECEAP services are offered in a variety of public and private settings, including community and technical colleges, educational service districts, local governments, nonprofit organizations, nonsectarian organizations, and public school districts. The program primarily serves 4-year-olds from families at or below 110 percent of the federal poverty level, but 3-year-olds may also enroll based on other risk factors. Up to 10 percent of slots may be filled by children whose families are over the income cutoff based on the presence of developmental and environmental risk factors.

In 2007, the state provided additional funding to ECEAP, resulting in 2,250 more children and families being served by the program during the 2007-2009 biennium. Another rate increase allowed for quality improvements such as additional hours of preschool services and reinforcement of teacher qualification standards.

In the 2008-2009 school year, more than 8,100 children and their families across 37 counties participated in the ECEAP initiative. During this time preschool classroom hours were increased from 240 to 320 per year, and more stringent regulations on the caseload limit of full-time family support specialists were implemented, now capping their load at no more than 40 families.

ACCESS RANKINGS	
4-YEAR-OLDS	3-YEAR-OLDS
33	17

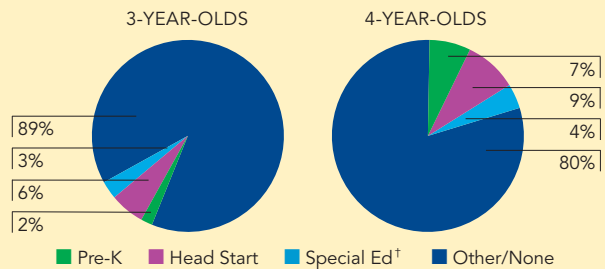
RESOURCES RANKINGS	
STATE SPENDING	ALL REPORTED SPENDING
6	11

WASHINGTON EARLY CHILDHOOD EDUCATION AND ASSISTANCE PROGRAM

ACCESS

Total state program enrollment	8,120
School districts that offer state program	97% (counties)
Income requirement	90% of children must be at or below 110% FPL ¹
Hours of operation	Determined locally ²
Operating schedule	Academic year
Special education enrollment	7,944
Federally funded Head Start enrollment	11,411
State-funded Head Start enrollment	276 ³

STATE PRE-K AND HEAD START ENROLLMENT AS PERCENTAGE OF TOTAL POPULATION



[†] This is an estimate of children in special education who are not enrolled in state-funded pre-K or Head Start.

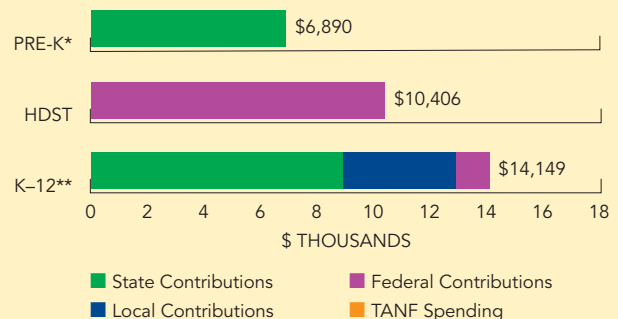
QUALITY STANDARDS CHECKLIST

POLICY	STATE PRE-K REQUIREMENT	BENCHMARK	DOES REQUIREMENT MEET BENCHMARK?	<div style="border: 1px solid black; padding: 5px; text-align: center;"> TOTAL BENCHMARKS MET 9 </div>
Early learning standards	Comprehensive	Comprehensive	<input checked="" type="checkbox"/>	
Teacher degree	AA or BA	BA	<input type="checkbox"/>	
Teacher specialized training	30 quarter units in ECE ⁴	Specializing in pre-K	<input checked="" type="checkbox"/>	
Assistant teacher degree	CDA or 12 quarter credits in ECE	CDA or equivalent	<input checked="" type="checkbox"/>	
Teacher in-service	15 clock hours	At least 15 hours/year	<input checked="" type="checkbox"/>	
Maximum class size		20 or lower	<input checked="" type="checkbox"/>	
3-year-olds		20		
4-year-olds		20		
Staff-child ratio		1:10 or better	<input checked="" type="checkbox"/>	
3-year-olds		1:9		
4-year-olds		1:9		
Screening/referral	Vision, hearing, health, dental, and support services	Vision, hearing, health; and at least 1 support service ⁵	<input checked="" type="checkbox"/>	
Meals	At least 1 meal ⁶	At least 1/day	<input checked="" type="checkbox"/>	
Monitoring	Site visits and other monitoring	Site visits	<input checked="" type="checkbox"/>	

RESOURCES

Total state pre-K spending	\$55,942,961
Local match required?	No
State Head Start spending	Not reported ³
State spending per child enrolled	\$6,890
All reported spending per child enrolled*	\$6,890

SPENDING PER CHILD ENROLLED



* Pre-K programs may receive additional funds from federal or local sources that are not included in this figure.

**K-12 expenditures include capital spending as well as current operating expenditures.

Data are for the '08-'09 school year, unless otherwise noted.

¹ In 2008-2009, 94 percent of children enrolled met the income requirement.
² Beginning in 2008-2009, a minimum of 320 classroom hours per year is required. A typical program may meet 3 hours per day, 4 days per week, through the school year. Programs must operate for a minimum of 30 weeks per year.
³ The state was unable to break down the total number of children served by age. This number represents estimated funded slots in Head Start as reported by ACF. According to the Head Start State Collaboration Office, Washington does not provide any supplemental funds, aside from a state match.

⁴ Teachers with a BA must also must be certified with an endorsement in ECE (Pre-K-3) or EC Special Education.
⁵ Screenings and referrals are also required for height and weight. Support services include 3 hours of parent conferences, 3 hours of one-on-one family support services, parenting support or training, parent involvement activities, health services for children, information about nutrition, referral to social services, transition to kindergarten activities, and other support services.
⁶ Programs of fewer than 3 hours must provide breakfast or lunch. An additional snack or meal must be offered for programs lasting more than 3 hours.