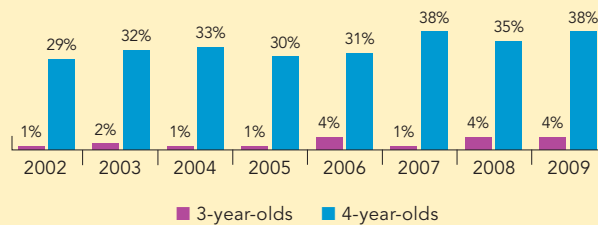
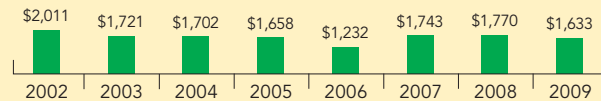


South Carolina

PERCENT OF STATE POPULATION ENROLLED



STATE SPENDING PER CHILD ENROLLED
(2009 DOLLARS)



The South Carolina Education Improvement Act established the state's first preschool education initiative, Half-Day Child Development Program, in 1984. Known as 4K, this program's primary goal is to improve school readiness through half-day preschool education programs for at-risk 4-year-olds. Each district can determine its own child eligibility requirements according to local need and based on a list of state-specified risk factors including being homeless, having a low family income, or having single parents or parents with low educational attainment.

Funding for 4K is distributed to school districts based on the number of kindergartners eligible for free or reduced-price lunch in each district. Approximately 15 percent of programs use funds from other sources to provide full-day preschool services. Districts are permitted to partner with private child care centers or Head Start programs to offer preschool education, but the majority of children are served in public school settings.

The Child Development Education Pilot Program (CDEPP), a second state initiative, was created in 2006 as a result of the lawsuit *Abbeville County School District v. South Carolina*. This court decision required that full-day preschool be provided in the counties named in the lawsuit, if these counties decide to offer 4K programs. Children are eligible for the full-day program if they are also eligible for free or reduced-price lunch or Medicaid. The state Department of Education must approve public school programs participating in CDEPP while the Office of First Steps must approve participating private child care centers. All districts in the state must offer at least one 4K or one CDEPP class.

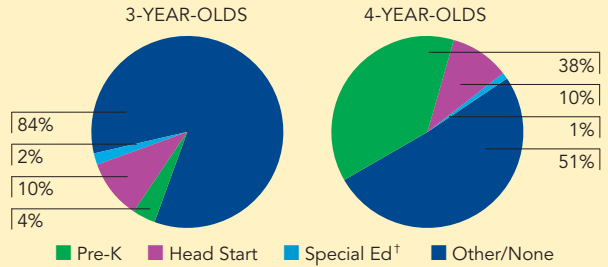
A third initiative, the First Steps to School Readiness, helps provide additional preschool services but is not the focus of this report. First Steps County Partnerships distribute funds for use at the local level for a variety of services for children and their families, including home visiting, parenting courses, and nurse-family partnership programs. Some local communities use funds from this initiative in collaboration with 4K and CDEPP funding to extend preschool services to a full day or to provide additional slots in existing programs.

The first two pages of this state profile document South Carolina's overall contributions and commitment to state-funded preschool education, including state spending and enrollment for both the Half-Day Child Development Program and the Child Development Education Pilot Program. The third page focuses exclusively on the 4K initiative and the final page presents specific details about the CDEPP initiative.

STATE OVERVIEW

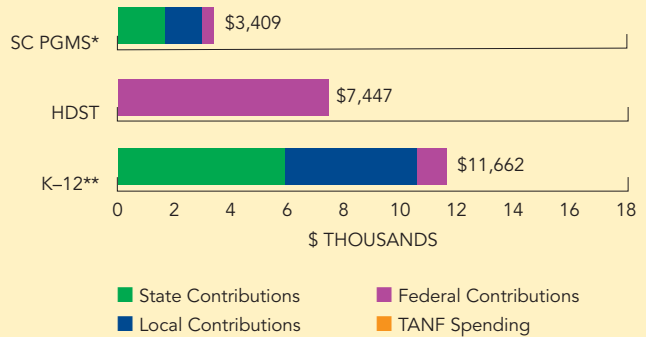
Total state program enrollment	24,866
Total state spending	\$40,596,640
State spending per child enrolled	\$1,633
All reported spending per child enrolled*	\$3,409

STATE PRE-K AND HEAD START ENROLLMENT AS PERCENTAGE OF TOTAL POPULATION



[†] This is an estimate of children in special education who are not enrolled in state-funded pre-K or Head Start.

SPENDING PER CHILD ENROLLED



* Pre-K programs may receive additional funds from federal or local sources that are not included in this figure.

**K-12 expenditures include capital spending as well as current operating expenditures.

Data are for the '08-'09 school year, unless otherwise noted.

ACCESS RANKINGS	
4-YEAR-OLDS	3-YEAR-OLDS
10	14

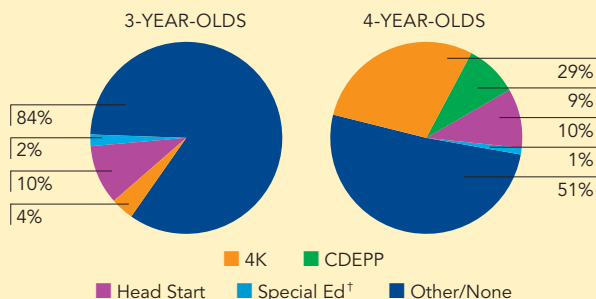
RESOURCES RANKINGS	
STATE SPENDING	ALL REPORTED SPENDING
37	31

SOUTH CAROLINA HALF-DAY CHILD DEVELOPMENT PROGRAM (4K)

ACCESS

Total state program enrollment	19,788
School districts that offer state program	65%
Income requirement	95% of children must be at or below 185% FPL ¹
Hours of operation	2.5 hours/day, 5 days/week
Operating schedule	Academic year
Special education enrollment	5,502
Federally funded Head Start enrollment	11,762
State-funded Head Start enrollment	0

STATE PRE-K AND HEAD START ENROLLMENT AS PERCENTAGE OF TOTAL POPULATION



† This is an estimate of children in special education who are not enrolled in state-funded pre-K or Head Start.

QUALITY STANDARDS CHECKLIST

POLICY	STATE PRE-K REQUIREMENT	BENCHMARK	DOES REQUIREMENT MEET BENCHMARK?
Early learning standards	Comprehensive	Comprehensive	<input checked="" type="checkbox"/>
Teacher degree	BA	BA	<input checked="" type="checkbox"/>
Teacher specialized training	EC certification for pre-K-3	Specializing in pre-K	<input checked="" type="checkbox"/>
Assistant teacher degree	HSD	CDA or equivalent	<input type="checkbox"/>
Teacher in-service	15 clock hours	At least 15 hours/year	<input checked="" type="checkbox"/>
Maximum class size.....		20 or lower	<input checked="" type="checkbox"/>
3-year-olds	20		
4-year-olds	20		
Staff-child ratio		1:10 or better	<input checked="" type="checkbox"/>
3-year-olds	1:10		
4-year-olds	1:10		
Screening/referral	Determined locally; and support services	Vision, hearing, health; and at least 1 support service	<input type="checkbox"/>
Meals	Snack	At least 1/day	<input type="checkbox"/>
Monitoring	Other monitoring ³	Site visits	<input type="checkbox"/>

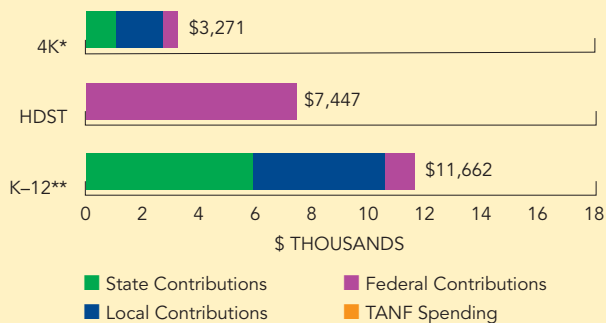
TOTAL BENCHMARKS MET

6

RESOURCES

Total state pre-K spending	\$20,561,361
Local match required?	No
State spending per child enrolled	\$1,039
All reported spending per child enrolled*	\$3,271

SPENDING PER CHILD ENROLLED



* Pre-K programs may receive additional funds from federal or local sources that are not included in this figure.

**K-12 expenditures include capital spending as well as current operating expenditures.

Data are for the '08-'09 school year, unless otherwise noted.

¹ Effective with the 2009-2010 school year, this income requirement applies to all children in 4K.

² Vision, hearing, and health screenings and referrals are and always have been determined locally. Most districts offer health screenings even though this is not required in State Board of Education regulations. Based on this clarification, this policy does not meet NIEER's requirement. Support services include four annual

parent conferences or home visits, education services or job training for parents, parenting support or training, parent involvement activities, health services for children, referral to social services, and transition to kindergarten activities.

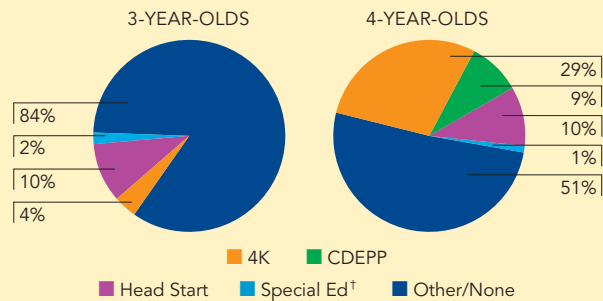
³ Effective with the 2008-2009 school year, site visits were no longer required due to budget reductions.

SOUTH CAROLINA CHILD DEVELOPMENT EDUCATION PILOT PROGRAM (CDEPP)

ACCESS

Total state program enrollment	5,078
School districts that offer state program	41%
Income requirement	185% FPL ¹
Hours of operation	6.5 hours/day, 5 days/week
Operating schedule	Academic year
Special education enrollment	5,502
Federally funded Head Start enrollment	11,762
State-funded Head Start enrollment	0

STATE PRE-K AND HEAD START ENROLLMENT AS PERCENTAGE OF TOTAL POPULATION



† This is an estimate of children in special education who are not enrolled in state-funded pre-K or Head Start.

QUALITY STANDARDS CHECKLIST

POLICY	STATE PRE-K REQUIREMENT	BENCHMARK	DOES REQUIREMENT MEET BENCHMARK?
Early learning standards	Comprehensive	Comprehensive	<input checked="" type="checkbox"/>
Teacher degree	BA (public), AA (nonpublic)	BA	<input type="checkbox"/>
Teacher specialized training	EC certification for pre-K-3 (public); AA in ECE (nonpublic)	Specializing in pre-K	<input checked="" type="checkbox"/>
Assistant teacher degree	HSD ²	CDA or equivalent	<input type="checkbox"/>
Teacher in-service	15 clock hours	At least 15 hours/year	<input checked="" type="checkbox"/>
Maximum class size		20 or lower	<input checked="" type="checkbox"/>
3-year-olds	NA		
4-year-olds	20		
Staff-child ratio		1:10 or better	<input checked="" type="checkbox"/>
3-year-olds	NA		
4-year-olds	1:10		
Screening/referral	Vision, hearing, dental; and support services	Vision, hearing, health; and at least 1 support service	<input type="checkbox"/>
Meals	Breakfast and lunch	At least 1/day	<input checked="" type="checkbox"/>
Monitoring	Site visits and other monitoring	Site visits	<input checked="" type="checkbox"/>

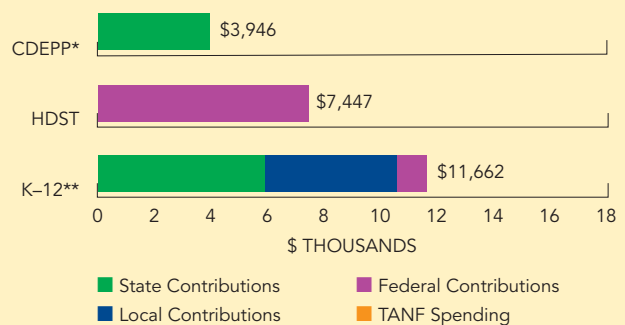
TOTAL BENCHMARKS MET

7

RESOURCES

Total state pre-K spending	\$20,035,279 ⁴
Local match required?	No
State spending per child enrolled	\$3,946 ⁴
All reported spending per child enrolled*	\$3,946 ⁴

SPENDING PER CHILD ENROLLED



* Pre-K programs may receive additional funds from federal or local sources that are not included in this figure.

** K-12 expenditures include capital spending as well as current operating expenditures.

Data are for the '08-'09 school year, unless otherwise noted.

¹ Children are also eligible if they receive Medicaid services.

² Assistant teachers are required to complete the Early Childhood Development Credential within 12 months of hire.

³ Health screenings and referrals are not required. Based on this clarification, this policy does not meet NIEER's requirement. Support services include two annual

parent conferences or home visits, parenting support or training, parent involvement activities, health services for children, and transition to kindergarten activities. Other support services are determined locally.

⁴ These figures include general funds (\$17,135,279) and South Carolina First Steps funds (\$2,900,000) used to serve children in CDEPP classrooms.