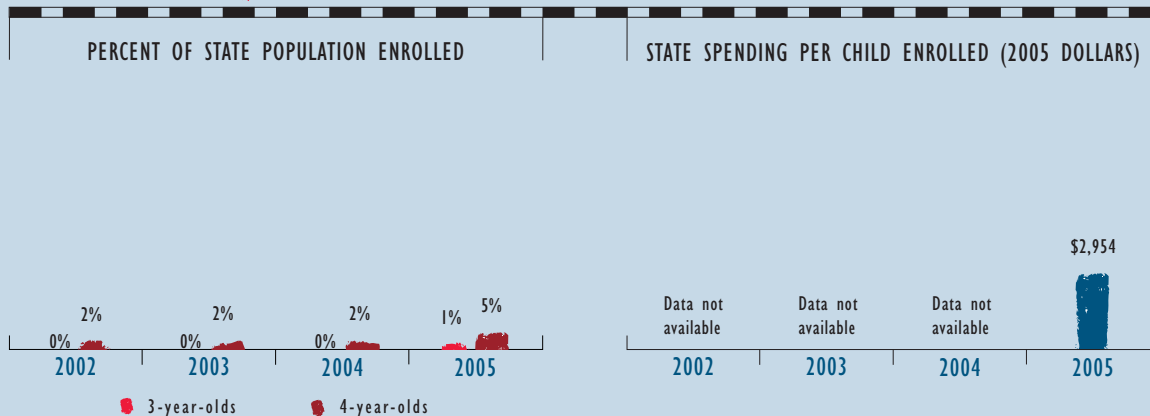


# Pennsylvania



Through a public school program known as Kindergarten for Four-Year-Olds (K4), about one-third of Pennsylvania’s local education agencies voluntarily provide a preschool education to 4-year-olds. Children in this program are included in districts’ daily membership counts for public school attendance and are partially funded through the state’s basic instructional subsidy formula. Additional funding is provided through local taxes, Title I, or Head Start partnerships. K4 programs are not required to follow any specific state early childhood standards.

Pennsylvania has taken several steps to expand prekindergarten opportunities and provide state funding for preschool. In 2004, the state Legislature approved a new Education Accountability Block Grant (EABG) totaling \$200 million, two-thirds of which was dedicated to improving early childhood programs. Individual school districts determine how to target these funds and can use them for a range of purposes other than prekindergarten, including full-day kindergarten and reduced class sizes in kindergarten through Grade 3. Thirteen districts established new prekindergarten programs using these funds. Districts determine their own eligibility requirements for their programs, but most focus on children who are at risk economically or academically.

State funding for Head Start has also increased, and detailed data on Pennsylvania’s state Head Start supplement are provided in this report for the first time. State funds are distributed through a competitive grant process and support increased Head Start enrollment as well as extended program hours. In 2005–2006, 46 grantees received state funding, which is available only to federally approved and operating Head Start programs.

In order to document the contributions Pennsylvania makes to prekindergarten through its separate initiatives, we first present summary information reflecting the state’s overall commitment to prekindergarten. Enrollment and state spending for the K4, Education Accountability Block Grant, and Head Start initiatives are taken into account. Next, we present specific details about each initiative in the state. The third page of this profile focuses exclusively on the EABG program, the fourth page focuses exclusively on the K4 program, and the final page focuses exclusively on the state-funded Head Start program.

## STATE OVERVIEW

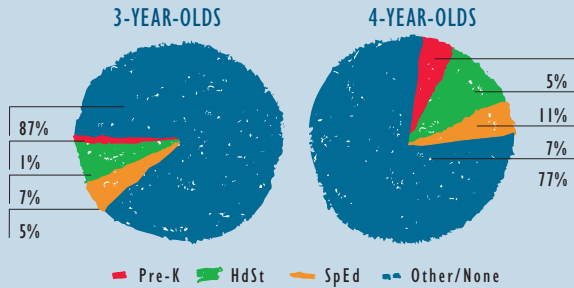
Total state program enrollment - - - - -	8,598
Total state spending - - - - -	\$24,546,965 <sup>†</sup>
State spending per child enrolled - - - - -	\$2,954 <sup>†</sup>
State Head Start spending - - - - -	\$15,000,000
State spending per 3-year-old - - - - -	\$50 <sup>†</sup>
State spending per 4-year-old - - - - -	\$121 <sup>†</sup>

\* Pre-K programs may receive additional funds from federal or local sources that are not included in this figure.  
 \*\* K-12 expenditures include capital spending as well as current operating expenditures.

Data are for the '04-'05 school year, unless otherwise noted.

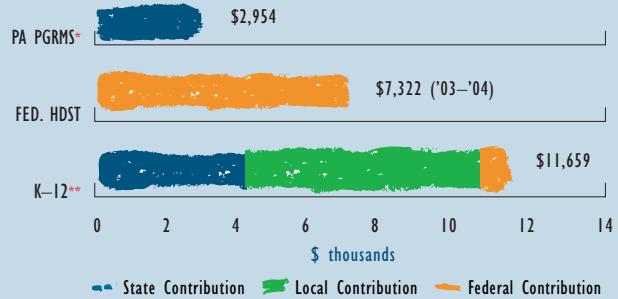
† These calculations do not include the K4 program, as the state was unable to provide funding information for this program.

### STATE PRE-K AND HEAD START ENROLLMENT AS PERCENTAGE OF TOTAL POPULATION



Pre-K HdSt SpEd Other/None

### SPENDING PER CHILD ENROLLED



ACCESS RANKING—4s

30

ACCESS RANKING—3s

19

RESOURCES RANKING

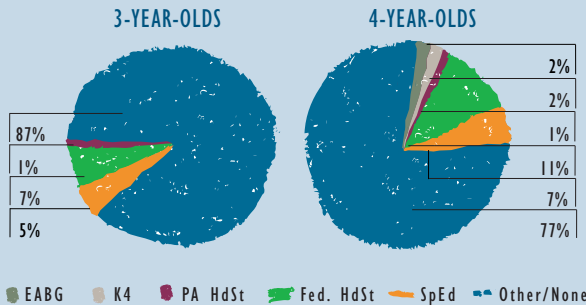
25

# PENNSYLVANIA EDUCATION ACCOUNTABILITY BLOCK GRANT

## ACCESS

Total state program enrollment	-----	2,995
School districts that offer state program	-----	8%
Income requirement	-----	None <sup>1</sup>
Hours of operation	-----	Determined locally <sup>2</sup>
Operating schedule	-----	Determined locally <sup>2</sup>
Special education enrollment	-----	15,953
Federally funded Head Start enrollment '03-'04	-----	26,838
State-funded Head Start enrollment	-----	2,486

STATE PRE-K AND HEAD START ENROLLMENT AS PERCENTAGE OF TOTAL POPULATION



## QUALITY STANDARDS CHECKLIST

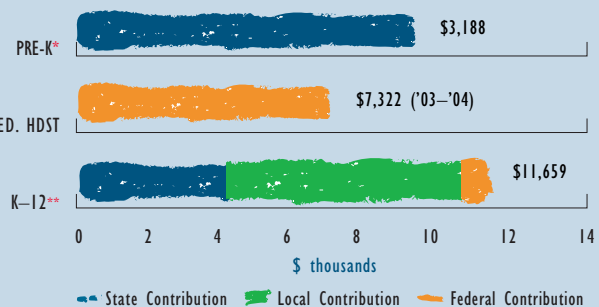
POLICY	STATE PRE-K REQUIREMENT	BENCHMARK	DOES REQUIREMENT MEET BENCHMARK?
Early learning standards	-----	None <sup>3</sup>	Comprehensive <input type="checkbox"/>
Teacher degree	-----	BA (public), Determined locally (nonpublic) <sup>4</sup>	BA <input type="checkbox"/>
Teacher specialized training	-----	EC certificate (public), None (nonpublic)	Specializing in Pre-K <input type="checkbox"/>
Assistant teacher degree	-----	Determined locally	CDA or equivalent <input type="checkbox"/>
Teacher in-service	-----	180 clock hours/5 years	At least 15 hours/year <input checked="" type="checkbox"/>
Maximum class size		20 or lower	<input type="checkbox"/>
3-year-olds	-----	Determined locally <sup>5</sup>	
4-year-olds	-----	Determined locally <sup>5</sup>	
Staff-child ratio		1:10 or better	<input type="checkbox"/>
3-year-olds	-----	Determined locally <sup>5</sup>	
4-year-olds	-----	Determined locally <sup>5</sup>	
Screening/referral and support services	-----	Determined locally	Vision, hearing, health; and at least 1 service <input type="checkbox"/>
Meals	-----	Determined locally <sup>6</sup>	At least 1/day <input type="checkbox"/>
Monitoring	-----	Other monitoring	Site visits <input type="checkbox"/>



## RESOURCES

Total state Pre-K spending	-----	\$9,546,965
Local match required?	-----	No
State spending per child enrolled	-----	\$3,188
State spending per 3-year-old	-----	\$9 <sup>7</sup>
State spending per 4-year-old	-----	\$57 <sup>7</sup>

SPENDING PER CHILD ENROLLED



\* Pre-K programs may receive additional funds from federal or local sources that are not included in this figure.

\*\* K-12 expenditures include capital spending as well as current operating expenditures.

Data are for the '04-'05 school year, unless otherwise noted.

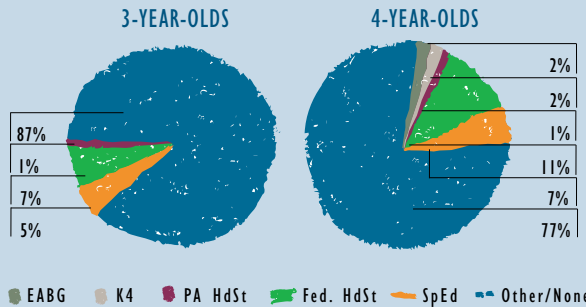
- Eligibility requirements are locally determined, but most districts focus on children who are at risk academically or economically. State guidance specifies that EABG programs should target children at risk.
- State guidance recommends that programs operate a minimum of 2.5 hours per day, 5 days per week, for the school year. It is preferred that programs operate 5 hours per day or longer.
- In 2005, the state adopted the Early Learning Standards for Pre-Kindergarten to provide guidance for programs. The standards are comprehensive and specific to preschool-age children. Programs are not required to follow the standards, though the standards are disseminated through workshops.
- Teachers in nonpublic settings must receive their BA within three years.
- State guidance recommends a maximum class size of 17 students and a staff-child ratio of 2:20.
- Programs are not required to offer meals, but state guidance strongly encourages it.
- The state did not break EABG enrollment into specific numbers of 3- or 4-year-olds. As a result, these calculations are estimates based on proportions of enrollees who were ages 3 or 4 in states that served 3-year-olds and provided age breakdowns for 2004-2005.

# PENNSYLVANIA KINDERGARTEN FOR FOUR-YEAR-OLDS

## ACCESS

Total state program enrollment	-----	3,117 <sup>1</sup>
School districts that offer state program	-----	12%
Income requirement	-----	None
Hours of operation	-----	2.5 hours/day, 5 days/week
Operating schedule	-----	Academic year
Special education enrollment	-----	15,953
Federally funded Head Start enrollment '03-'04	-----	26,838
State-funded Head Start enrollment	-----	2,486

STATE PRE-K AND HEAD START ENROLLMENT AS PERCENTAGE OF TOTAL POPULATION



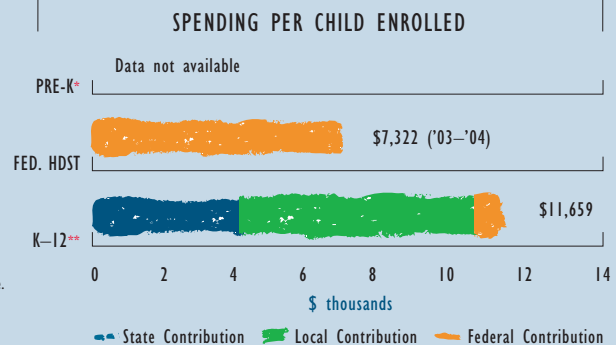
## QUALITY STANDARDS CHECKLIST

POLICY	STATE PRE-K REQUIREMENT	BENCHMARK	DOES REQUIREMENT MEET BENCHMARK?
Early learning standards	-----	None <sup>2</sup>	Comprehensive <input type="checkbox"/>
Teacher degree	-----	BA	BA <input checked="" type="checkbox"/>
Teacher specialized training	-----	Certification in EC or EE	Specializing in Pre-K <input type="checkbox"/>
Assistant teacher degree	-----	NA <sup>3</sup>	CDA or equivalent <input type="checkbox"/>
Teacher in-service	-----	180 clock hours or 6 credit hours/5 years	At least 15 hours/year <input checked="" type="checkbox"/>
Maximum class size			20 or lower <input type="checkbox"/>
3-year-olds	-----	NA	
4-year-olds	-----	No limit	
Staff-child ratio			
3-year-olds	-----	NA	
4-year-olds	-----	No limit	
Screening/referral and support services	-----	Determined locally	Vision, hearing, health; and at least 1 service <input type="checkbox"/>
Meals	-----	None	At least 1/day <input type="checkbox"/>
Monitoring	-----	None	Site visits <input type="checkbox"/>



## RESOURCES

Total state Pre-K spending	-----	Not available
Local match required?	-----	No
State spending per child enrolled	-----	Not available
State spending per 3-year-old	-----	Not available
State spending per 4-year-old	-----	Not available



\* Pre-K programs may receive additional funds from federal or local sources that are not included in this figure.

\*\* K-12 expenditures include capital spending as well as current operating expenditures.

Data are for the '04-'05 school year, unless otherwise noted.

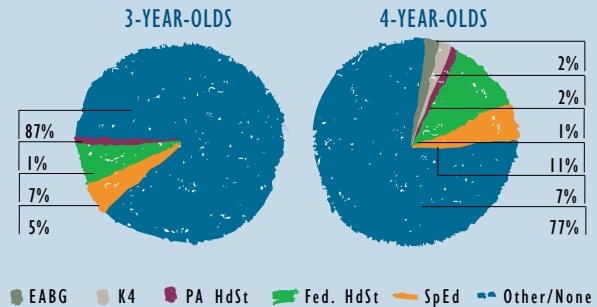
- This figure may include some children funded through the Education Accountability Block Grant.
- In 2005, the state adopted the Early Learning Standards for Pre-Kindergarten to provide guidance for programs. The standards are comprehensive and specific to preschool-age children. Programs are not required to follow the standards, though the standards are disseminated through workshops.
- Assistant teachers are not required in classrooms.

# PENNSYLVANIA STATE-FUNDED HEAD START

## ACCESS

Total state program enrollment	-----	2,486 <sup>1,2</sup>
School districts that offer state program	-----	58% (Head Start grantees - approximate)
Income requirement	-----	90% of children must be at or below 100% FPL
Hours of operation	-----	Determined locally <sup>3</sup>
Operating schedule	-----	Determined locally <sup>3</sup>
Special education enrollment	-----	15,953
Federally funded Head Start enrollment '03-'04	-----	26,838
State-funded Head Start enrollment	-----	2,486

STATE PRE-K AND HEAD START ENROLLMENT AS PERCENTAGE OF TOTAL POPULATION



## QUALITY STANDARDS CHECKLIST

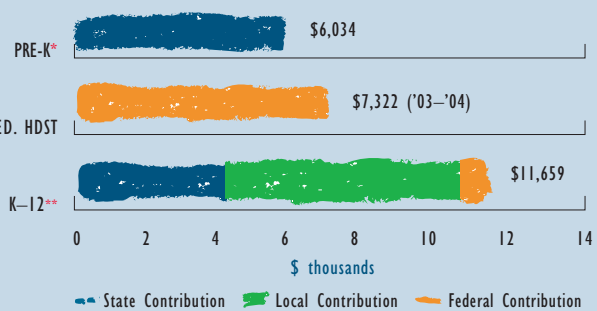
POLICY	STATE PRE-K REQUIREMENT	BENCHMARK	DOES REQUIREMENT MEET BENCHMARK?
Early learning standards	-----	None <sup>4</sup>	Comprehensive <input type="checkbox"/>
Teacher degree	-----	CDA	BA <input type="checkbox"/>
Teacher specialized training	-----	Meets CDA requirements	Specializing in Pre-K <input checked="" type="checkbox"/>
Assistant teacher degree	-----	None	CDA or equivalent <input type="checkbox"/>
Teacher in-service	-----	Amount not specified	At least 15 hours/year <input type="checkbox"/>
Maximum class size			20 or lower <input checked="" type="checkbox"/>
3-year-olds	-----	17	
4-year-olds	-----	20 <sup>5</sup>	
Staff-child ratio			1:10 or better <input checked="" type="checkbox"/>
3-year-olds	-----	2:17	
4-year-olds	-----	2:17	
Screening/referral and support services	-----	Vision, hearing, health; and support services <sup>6</sup>	Vision, hearing, health; and at least 1 service <input checked="" type="checkbox"/>
Meals	-----	Lunch and either breakfast or snack	At least 1/day <input checked="" type="checkbox"/>
Monitoring	-----	Other monitoring	Site visits <input type="checkbox"/>



## RESOURCES

Total state Pre-K spending	-----	\$15,000,000
Local match required?	-----	No
State spending per child enrolled	-----	\$6,034
State Head Start spending	-----	\$15,000,000 <sup>7</sup>
State spending per 3-year-old	-----	\$41 <sup>2</sup>
State spending per 4-year-old	-----	\$64 <sup>2</sup>

SPENDING PER CHILD ENROLLED



\* Pre-K programs may receive additional funds from federal or local sources that are not included in this figure.  
 \*\* K-12 expenditures include capital spending as well as current operating expenditures.

Data are for the '04-'05 school year, unless otherwise noted.

1 This enrollment total includes some children served in home-based programs.  
 2 Pennsylvania's state-funded Head Start program did not break its enrollment figure into specific numbers of 3- or 4-year-olds. As a result, age breakdowns used in the Access pie chart and Resources section were also estimated, using proportions of federal Head Start enrollees in each age category.  
 3 The operating schedule is determined locally, but the minimum follows federal Head Start requirements of 3.5 hours per day, 4 days per week, and 32 weeks per year. Some programs offer extended care for 10 to 12 hours per day.  
 4 In 2005, the state adopted the Early Learning Standards for Pre-Kindergarten to provide guidance for programs. The standards are comprehensive and specific to preschool-age children. Programs are not required to follow the standards, though the standards are disseminated through workshops.  
 5 Programs follow federal Head Start Performance Standards, which require class sizes no larger than 20, but the state recommendation for maximum class size is 17.  
 6 Support services include two annual parent conferences or home visits and comprehensive services as required by federal Head Start Performance Standards.  
 7 All spending through this initiative is directed toward Head Start programs.

