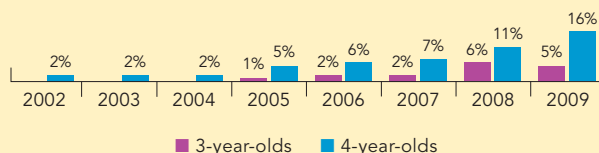
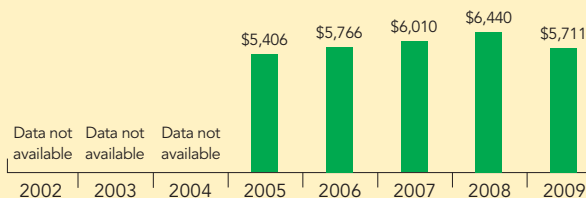


# Pennsylvania

PERCENT OF STATE POPULATION ENROLLED



STATE SPENDING PER CHILD ENROLLED  
(2009 DOLLARS)



Until 2004, Pennsylvania did not have a state-funded prekindergarten program that was considered such under state law. However, through Pennsylvania’s Kindergarten for Four-Year-Olds (K4) program, school districts could voluntarily provide preschool education services. School districts can also provide preschool to 4-year-olds through the School Based Pre-K program (SBPK). School districts offering K4 must follow Pennsylvania’s kindergarten regulations whereas school districts offering SBPK must follow the state’s preschool regulations. Four-year-old children enrolled in K4 and SBPK are partially funded through the state’s basic instructional subsidy formula as they are included in the districts’ daily membership counts for public school attendance. For the 2008-2009 school year, SBPK is profiled along with the K4 program.

The state created a prekindergarten option through the Education Accountability Block Grant (EABG) during the 2004-2005 school year, offering high-quality preschool education programs aimed at providing strong foundations of learning to support children’s academic success. Children are eligible for EABG prekindergarten programs two years prior to the locally determined kindergarten eligibility age, but districts can choose additional requirements such as academic readiness or low-income status. EABG funds may be used for various early childhood options, including prekindergarten, full-day kindergarten, reduced class size in kindergarten through third grade, and other options that promote students’ academic success. Districts determine how to allocate these funds.

In the 2004-2005 program year, Pennsylvania also launched a third state-funded preschool initiative, the Head Start Supplemental Assistance Program (HSSAP), with an initial investment of \$15 million. Since that time, the program’s enrollment and state funding have both increased. Supplemental state funds create additional Head Start slots or provide extended-day services for federally funded Head Start children. Federal Head Start grantees may take part in this state-funded program and include child care partners who are also participating in the Keystone STARS quality initiative at a minimum STAR 3 level. All participating programs are required to follow the federal Head Start Performance Standards. Budget cuts in the 2008-2009 program year resulted in a decrease in HSSAP services and only continuation grantees received funding.

The Pennsylvania Pre-K Counts program, a fourth state-funded prekindergarten initiative, was established in the 2007-2008 school year. Children are eligible for Pre-K Counts two years before their locally determined kindergarten eligibility and districts can establish additional risk factors. The Pennsylvania Department of Education allocates Pre-K Counts funding to grantees through a competitive award system. Eligible grantees include Head Start programs, public school districts, and licensed nursery schools or child care centers that hold a STAR 3 or 4 credential in Keystone STARS.

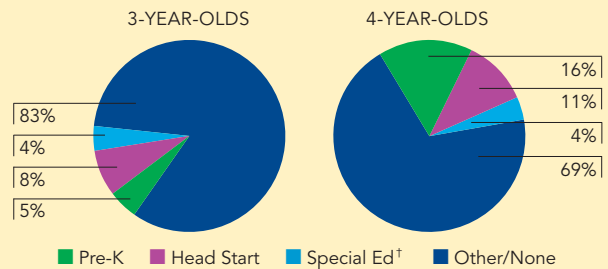
Implementation of K4, EABG, Pre-K Counts, and state Head Start funding currently requires a plan for the delivery of a quality prekindergarten framework that includes standards detailing research-based best practices. These standards incorporate the state’s learning standards for early childhood and Keystone STARS standards.

The first two pages of this state profile present information on Pennsylvania’s overall commitment and contribution to state-funded preschool education, including state spending and enrollment for all four of Pennsylvania’s preschool programs. The third page focuses exclusively on EABG, the fourth page describes K4, the fifth page provides specific details about HSSAP, and the last page highlights the Pre-K Counts program.

## STATE OVERVIEW

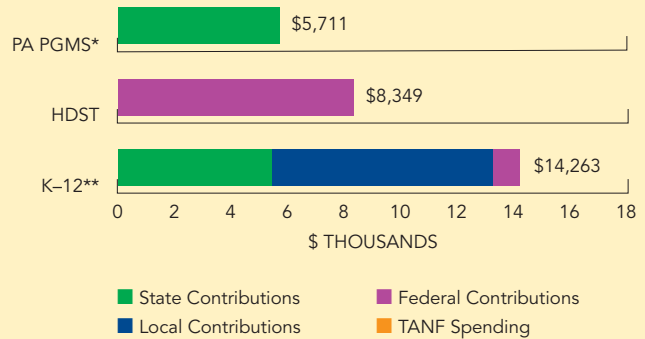
Total state program enrollment .....	31,509 <sup>1</sup>
Total state spending .....	\$179,944,302 <sup>2</sup>
State Head Start spending .....	\$39,330,180
State spending per child enrolled .....	\$5,711 <sup>2</sup>
All reported spending per child enrolled .....	\$5,711 <sup>2</sup>

### STATE PRE-K AND HEAD START ENROLLMENT AS PERCENTAGE OF TOTAL POPULATION



† This is an estimate of children in special education who are not enrolled in state-funded pre-K or Head Start.

### SPENDING PER CHILD ENROLLED



\* Pre-K programs may receive additional funds from federal or local sources that are not included in this figure.

\*\*K-12 expenditures include capital spending as well as current operating expenditures.

Data are for the '08-'09 school year, unless otherwise noted.

ACCESS RANKINGS	
4-YEAR-OLDS	3-YEAR-OLDS
24	11

RESOURCES RANKINGS	
STATE SPENDING	ALL REPORTED SPENDING
9	16

<sup>1</sup> The state did not break EABG enrollment into a specific number of 3- or 4-year-olds. As a result, age breakdowns used in the Access pie chart were estimated, using the proportions of enrollees who were ages 3 or 4 in state programs that served 3-year-olds and provided age breakdowns for the 2008-2009 school year.

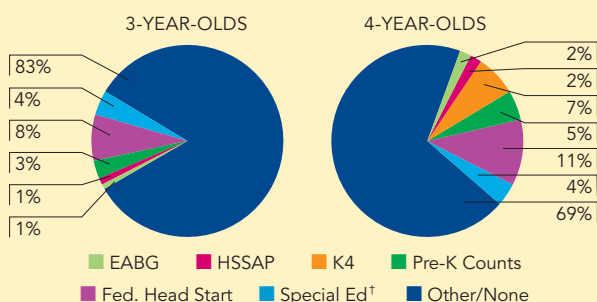
<sup>2</sup> For the first time, an estimate of spending for the K4/SBPK program is included in these figures.

# PENNSYLVANIA EDUCATION ACCOUNTABILITY BLOCK GRANT

## ACCESS

Total state program enrollment .....	4,300 <sup>1</sup>
School districts that offer state program .....	8%
Income requirement .....	None <sup>2</sup>
Hours of operation .....	Determined locally <sup>3</sup>
Operating schedule .....	Determined locally <sup>3</sup>
Special education enrollment .....	19,077
Federally funded Head Start enrollment .....	27,220
State-funded Head Start enrollment .....	5,307

STATE PRE-K AND HEAD START ENROLLMENT AS PERCENTAGE OF TOTAL POPULATION



† This is an estimate of children in special education who are not enrolled in state-funded pre-K or Head Start.

## QUALITY STANDARDS CHECKLIST

POLICY	STATE PRE-K REQUIREMENT	BENCHMARK	DOES REQUIREMENT MEET BENCHMARK?
Early learning standards .....	Comprehensive	Comprehensive	<input checked="" type="checkbox"/>
Teacher degree .....	BA (public); AA (community partners) <sup>4</sup>	BA	<input type="checkbox"/>
Teacher specialized training .....	Certification in ECE: PK-4, N-3 (public); AA in ECE (community partners) <sup>4</sup>	Specializing in pre-K	<input checked="" type="checkbox"/>
Assistant teacher degree .....	None <sup>5</sup>	CDA or equivalent	<input type="checkbox"/>
Teacher in-service .....	180 clock hours/5 years	At least 15 hours/year	<input checked="" type="checkbox"/>
Maximum class size .....		20 or lower	<input checked="" type="checkbox"/>
3-year-olds .....	20		
4-year-olds .....	20		
Staff-child ratio .....		1:10 or better	<input checked="" type="checkbox"/>
3-year-olds .....	1:10		
4-year-olds .....	1:10		
Screening/referral and support services .....	Determined locally	Vision, hearing, health; and at least 1 support service	<input type="checkbox"/>
Meals .....	None	At least 1/day	<input type="checkbox"/>
Monitoring .....	Site visits and other monitoring	Site visits	<input checked="" type="checkbox"/>

**TOTAL BENCHMARKS MET**

**6**

## RESOURCES

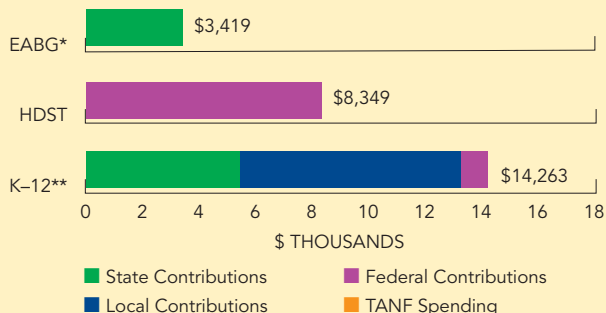
Total state pre-K spending .....	\$14,700,000
Local match required? .....	No
State Head Start spending .....	\$39,330,180
State spending per child enrolled .....	\$3,419
All reported spending per child enrolled* .....	\$3,419

\* Pre-K programs may receive additional funds from federal or local sources that are not included in this figure.

\*\* K-12 expenditures include capital spending as well as current operating expenditures.

Data are for the '08-'09 school year, unless otherwise noted.

SPENDING PER CHILD ENROLLED



<sup>1</sup> This enrollment is an estimate as the state could not provide an exact enrollment figure or break EABG enrollment into a specific number of 3- or 4-year-olds. As a result, age breakdowns used in the Access pie chart were estimated, using the proportions of enrollees who were ages 3 or 4 in state programs that served 3-year-olds and provided age breakdowns for 2008-2009.

<sup>2</sup> Eligibility requirements are locally determined.

<sup>3</sup> Most programs operate 2.5 hours or 5 hours per day, 5 days per week, 180 days per year.

<sup>4</sup> Teachers working in programs in community settings that operated before December 2006 have until December 2012 to obtain a BA and ECE certification.

Teachers working in programs in community settings that were contracted after December 2006 must obtain a BA and ECE certification within five years of the program beginning to serve students. PK-4 is the new certification requirement being phased in for teachers in public settings and will take full effect in January 2012. Prior to then, N-3 certifications also apply.

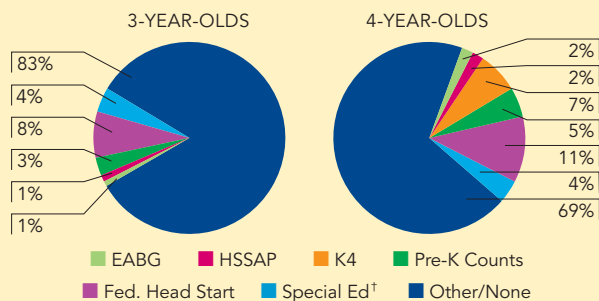
<sup>5</sup> In public school settings, assistant teachers must meet the requirements of highly qualified for NCLB. For non-public settings, programs follow their regulatory requirements. Beginning with the 2009-2010 school year, all assistant teachers will be required to complete at least two years of postsecondary study, possess an AA or higher, or pass a rigorous state or local assessment of knowledge of and ability to assist in instruction.

# PENNSYLVANIA KINDERGARTEN FOR FOUR-YEAR-OLDS AND SCHOOL BASED PRE-K

## ACCESS

Total state program enrollment .....	9,625
School districts that offer state program .....	18%
Income requirement .....	None (K4); Determined locally (SBPK)
Hours of operation .....	2.5 hours/day (part-day) or 5 hours/day (full-day); 5 days/week
Operating schedule .....	Academic year
Special education enrollment .....	19,077
Federally funded Head Start enrollment .....	27,220
State-funded Head Start enrollment .....	5,307

STATE PRE-K AND HEAD START ENROLLMENT AS PERCENTAGE OF TOTAL POPULATION



<sup>†</sup> This is an estimate of children in special education who are not enrolled in state-funded pre-K or Head Start.

## QUALITY STANDARDS CHECKLIST

POLICY	STATE PRE-K REQUIREMENT	BENCHMARK	DOES REQUIREMENT MEET BENCHMARK?	<div style="border: 1px solid black; padding: 5px; text-align: center;"> <b>TOTAL BENCHMARKS MET</b>   <span style="font-size: 2em; color: blue;">3</span> </div>
Early learning standards .....	Comprehensive	Comprehensive	<input checked="" type="checkbox"/>	
Teacher degree .....	BA	BA	<input checked="" type="checkbox"/>	
Teacher specialized training .....	EE or ECE certification (K4); ECE certification (SBPK)	Specializing in pre-K	<input type="checkbox"/>	
Assistant teacher degree .....	Meet NCLB requirements (Title I schools); None (all other schools) <sup>1</sup>	CDA or equivalent	<input type="checkbox"/>	
Teacher in-service .....	180 clock hours/5 years	At least 15 hours/year	<input checked="" type="checkbox"/>	
Maximum class size .....		20 or lower	<input type="checkbox"/>	
3-year-olds .....	NA			
4-year-olds .....	No limit (K4); 20 (SBPK) <sup>2</sup>			
Staff-child ratio .....		1:10 or better	<input type="checkbox"/>	
3-year-olds .....	NA			
4-year-olds .....	No limit (K4); 1:10 (SBPK) <sup>2</sup>			
Screening/referral and support services .....	Determined locally	Vision, hearing, health; and at least 1 support service	<input type="checkbox"/>	
Meals .....	None	At least 1/day	<input type="checkbox"/>	
Monitoring .....	None	Site visits	<input type="checkbox"/>	

## RESOURCES

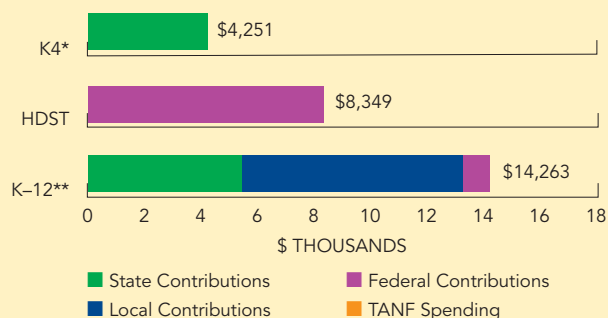
Total state pre-K spending .....	\$40,914,122 <sup>3</sup>
Local match required? .....	No
State Head Start spending .....	\$39,330,180
State spending per child enrolled .....	\$4,251 <sup>3</sup>
All reported spending per child enrolled* .....	\$4,251 <sup>3</sup>

\* Pre-K programs may receive additional funds from federal or local sources that are not included in this figure.

\*\*K-12 expenditures include capital spending as well as current operating expenditures.

Data are for the '08-'09 school year, unless otherwise noted.

SPENDING PER CHILD ENROLLED



<sup>1</sup> Assistant teachers in Title I schools must meet the NCLB requirements for highly qualified teachers. There are no specific degree requirements for assistant teachers in other schools. By the 2009-2010 school year, all assistant teachers in School Based Pre-K will be required to meet the highly qualified requirements of NCLB.

<sup>2</sup> The K4 program follows kindergarten requirements, which do not limit class size or staff-to-child ratio. Based on this clarification it does not meet NIEER's requirement. However, most programs have 20 children and a 1:10 staff-to-child ratio. School Based Pre-K follows the Pennsylvania School Board regulations, which require a maximum class size of 20 and a staff-to-child ratio of 1:10.

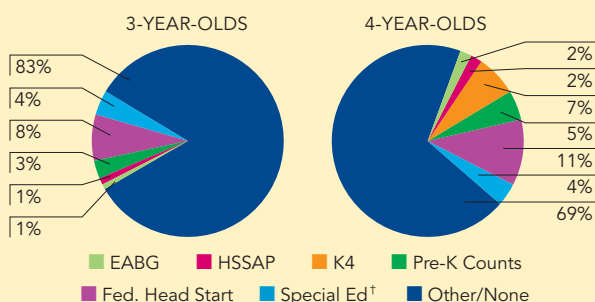
<sup>3</sup> The state funding and per-child spending amounts are estimations based on calculations using the state's average K-12 per-child expenditure.

# PENNSYLVANIA HEAD START SUPPLEMENTAL ASSISTANCE PROGRAM

## ACCESS

Total state program enrollment .....	5,743
School districts that offer state program.....	75% (Head Start grantees)
Income requirement .....	90% of children must be at or below 100% FPL <sup>1</sup>
Hours of operation .....	Determined locally <sup>2</sup>
Operating schedule .....	Determined locally <sup>2</sup>
Special education enrollment .....	19,077
Federally funded Head Start enrollment .....	27,220
State-funded Head Start enrollment .....	5,307

STATE PRE-K AND HEAD START ENROLLMENT AS PERCENTAGE OF TOTAL POPULATION



<sup>†</sup> This is an estimate of children in special education who are not enrolled in state-funded pre-K or Head Start.

## QUALITY STANDARDS CHECKLIST

POLICY	STATE PRE-K REQUIREMENT	BENCHMARK	DOES REQUIREMENT MEET BENCHMARK?
Early learning standards .....	Comprehensive	Comprehensive	<input checked="" type="checkbox"/>
Teacher degree .....	CDA <sup>3</sup>	BA	<input type="checkbox"/>
Teacher specialized training.....	Meets CDA requirements <sup>3</sup>	Specializing in pre-K	<input checked="" type="checkbox"/>
Assistant teacher degree .....	HSD <sup>3</sup>	CDA or equivalent	<input type="checkbox"/>
Teacher in-service.....	15 clock hours	At least 15 hours/year	<input checked="" type="checkbox"/>
Maximum class size .....		20 or lower	<input checked="" type="checkbox"/>
3-year-olds .....	17		
4-year-olds .....	20		
Staff-child ratio .....		1:10 or better	<input checked="" type="checkbox"/>
3-year-olds .....	2:17		
4-year-olds .....	2:17		
Screening/referral .....	Vision, hearing, health, dental, and support services developmental; and support services <sup>4</sup>	Vision, hearing, health; and at least 1 support service	<input checked="" type="checkbox"/>
Meals .....	Lunch and either breakfast or snack	At least 1/day	<input checked="" type="checkbox"/>
Monitoring .....	Site visits and other monitoring	Site visits	<input checked="" type="checkbox"/>

**TOTAL BENCHMARKS MET**

8

## RESOURCES

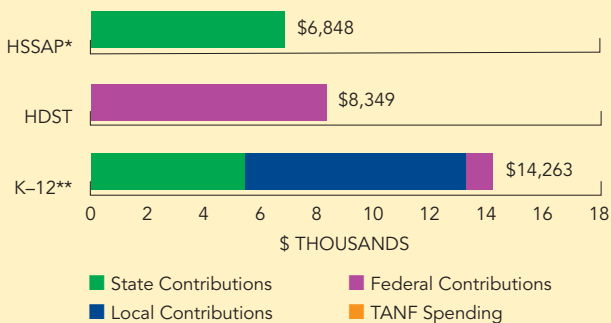
Total state pre-K spending .....	\$39,330,180
Local match required? .....	No
State Head Start spending .....	\$39,300,180 <sup>5</sup>
State spending per child enrolled .....	\$6,848
All reported spending per child enrolled* .....	\$6,848

\* Pre-K programs may receive additional funds from federal or local sources that are not included in this figure.

\*\*K-12 expenditures include capital spending as well as current operating expenditures.

Data are for the '08-'09 school year, unless otherwise noted.

SPENDING PER CHILD ENROLLED



<sup>1</sup> State pre-K children must meet the federal Head Start income guidelines. Effective December 2007, 35 percent of the enrollment may be children whose family incomes are between 100 and 130 percent FPL after priority is given to children at or below 100 percent FPL.

<sup>2</sup> The operating schedule is determined locally, but the minimum follows federal Head Start requirements of 3.5 hours per day, 4 days per week, and 128 days per year.

<sup>3</sup> The Head Start Reauthorization Act of 2007 requires that by 2011 all lead teachers must have at least an AA; by 2013, 50 percent must have at least a BA.

If teachers are employed by a school district, ECE certification is required. Federal Head Start requires that by 2013 all assistant teachers have a CDA or be enrolled in a program to receive a CDA, AA, or BA within two years.

<sup>4</sup> Support services include two annual parent conferences or home visits and comprehensive services as required by federal Head Start Performance Standards including parent education or job training, parenting support or training, parent involvement activities, health services for parents and children, information about nutrition, referral to social services, and transition to kindergarten activities. Other support services are determined locally.

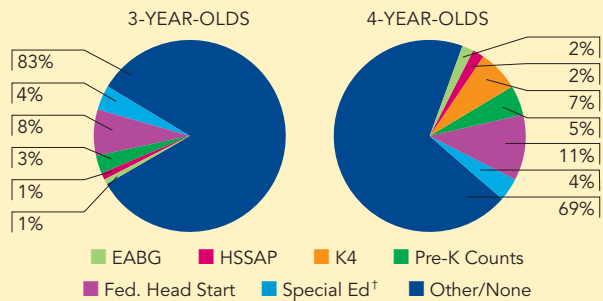
<sup>5</sup> All spending through this initiative is directed toward Head Start programs.

# PENNSYLVANIA PRE-K COUNTS

## ACCESS

Total state program enrollment .....	11,841
School districts that offer state program .....	93% (counties)
Income requirement .....	300% FPL <sup>1</sup>
Hours of operation .....	2.5 instructional hours/day (part-day), 5 instructional hours/day (full-day), 5 days/week
Operating schedule .....	Academic year
Special education enrollment .....	19,077
Federally funded Head Start enrollment .....	27,220
State-funded Head Start enrollment .....	5,307

STATE PRE-K AND HEAD START ENROLLMENT AS PERCENTAGE OF TOTAL POPULATION



<sup>†</sup> This is an estimate of children in special education who are not enrolled in state-funded pre-K or Head Start.

## QUALITY STANDARDS CHECKLIST

POLICY	STATE PRE-K REQUIREMENT	BENCHMARK	DOES REQUIREMENT MEET BENCHMARK?
Early learning standards .....	Comprehensive	Comprehensive	<input checked="" type="checkbox"/>
Teacher degree .....	BA in ECE (public); AA in ECE, ECE cert., and/or 18 credits (nonpublic) <sup>2</sup>	BA	<input type="checkbox"/>
Teacher specialized training .....	ECE cert. (public); AA in ECE, ECE cert., and/or 18 credits in ECE (nonpublic) <sup>2</sup>	Specializing in pre-K	<input checked="" type="checkbox"/>
Assistant teacher degree.....	None <sup>3</sup>	CDA or equivalent	<input type="checkbox"/>
Teacher in-service .....	180 clock hours/5 years	At least 15 hours/year	<input checked="" type="checkbox"/>
Maximum class size .....		20 or lower	<input checked="" type="checkbox"/>
3-year-olds .....		20	
4-year-olds .....		20	
Staff-child ratio .....		1:10 or better	<input checked="" type="checkbox"/>
3-year-olds .....		1:10	
4-year-olds .....		1:10	
Screening/referral and support services .....	Determined locally; and support services <sup>4</sup>	Vision, hearing, health; and at least 1 support service	<input type="checkbox"/>
Meals .....	Snack <sup>5</sup>	At least 1/day	<input type="checkbox"/>
Monitoring .....	Site visits and other monitoring	Site visits	<input checked="" type="checkbox"/>

**TOTAL BENCHMARKS MET**

**6**

## RESOURCES

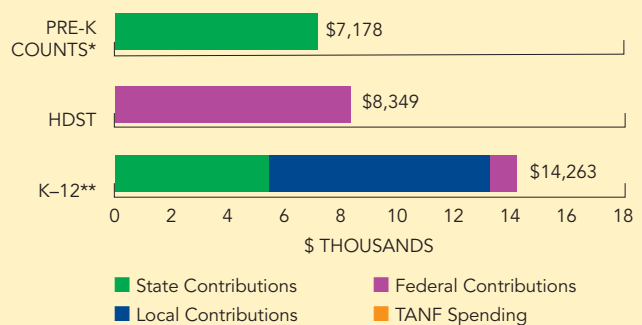
Total state pre-K spending .....	\$85,000,000
Local match required? .....	No
State Head Start spending .....	\$39,330,180
State spending per child enrolled .....	\$7,178
All reported spending per child enrolled* .....	\$7,178

\* Pre-K programs may receive additional funds from federal or local sources that are not included in this figure.

\*\*K-12 expenditures include capital spending as well as current operating expenditures.

Data are for the '08-'09 school year, unless otherwise noted.

SPENDING PER CHILD ENROLLED



<sup>1</sup> Income is only one of the possible risk factors used to determine eligibility. Other risk factors are determined locally and could include low parental education level or other economic, language, and/or cultural disadvantages that put children at risk for school failure.

<sup>2</sup> Teachers in child care and Head Start are required to have at least an AA in early childhood education. Teachers in nursery schools are required to have ECE certification or 18 credits in ECE. Beginning in December 2011, all lead teachers will be required to have a BA and ECE certification.

<sup>3</sup> Beginning with the 2009-2010 school year, all assistant teachers will be required to complete at least two years of postsecondary education, possess an AA or higher, or pass a rigorous state or local assessment of knowledge of and ability to assist in instruction.

<sup>4</sup> Vision, hearing, health, dental, and developmental screenings and referrals are determined locally. Support services required of all programs include parent involvement activities and transition to kindergarten activities.

<sup>5</sup> Half-day programs are required to provide a snack. Full-day programs are required to provide a snack and one meal.