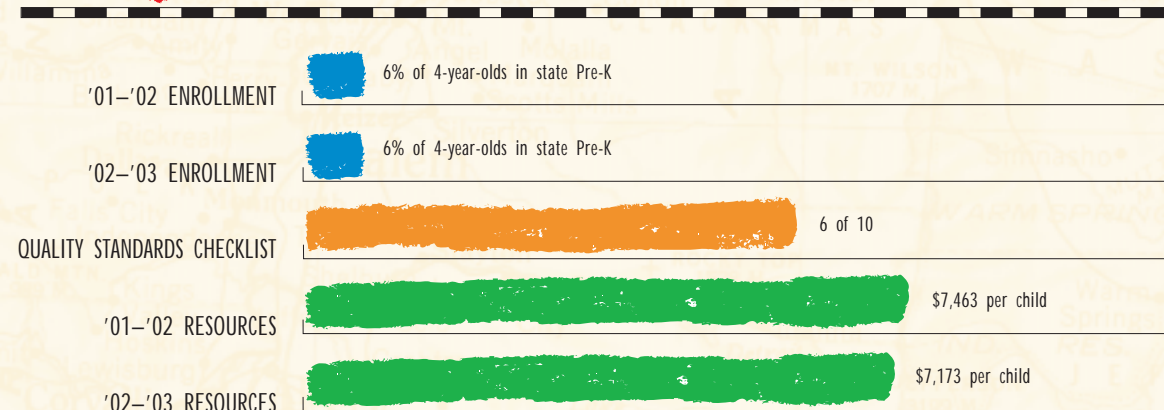


Oregon



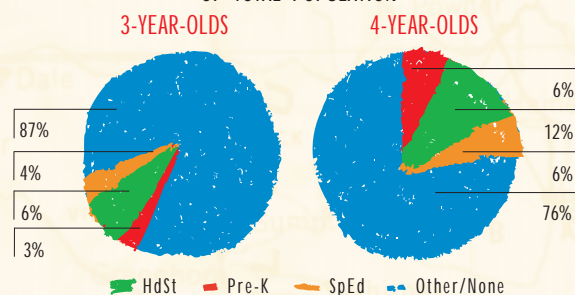
Oregon Head Start Prekindergarten was established by the state Legislature in 1987, and follows the comprehensive federal Head Start Performance Standards. Like the federal Head Start program, Oregon's program serves 3- and 4-year-old children in poverty. State Head Start funds are provided to all federal Head Start grantees as well as several private, nonprofit organizations that do not receive federal funds but meet the required standards. The program, which is supported with general state revenue, experienced a funding cut in the middle of the 2001–2003 biennium and additional cuts were expected for the new biennium. With 2002–2003 funding at \$27,600,000, the number of children enrolled in January 2003 was 3,848.



ACCESS

Total state program enrollment	3,698
School districts that offer state program	Not reported ¹
Income requirement	100% FPL ²
Hours of operation	Determined locally ³
Operating schedule	Determined locally ³
Special education enrollment	4,506
Federally-funded Head Start enrollment	8,149
State-funded Head Start enrollment	3,698 ⁴

STATE PRE-K AND HEAD START ENROLLMENT AS PERCENTAGE OF TOTAL POPULATION



QUALITY STANDARDS CHECKLIST

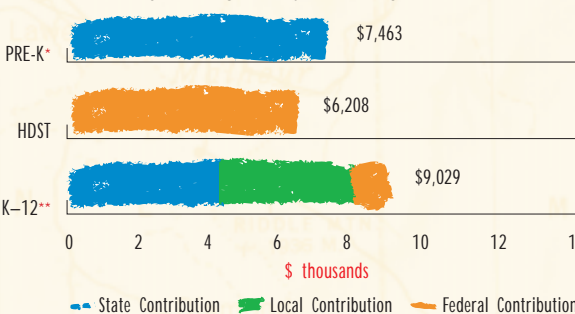
POLICY	STATE PRE-K REQUIREMENT	BENCHMARK	DOES REQUIREMENT MEET BENCHMARK?
Curriculum standards	None	Comprehensive	<input type="checkbox"/>
Teacher degree requirement	BA (public), CDA (nonpublic) ⁵	BA	<input type="checkbox"/>
Teacher specialized training requirement	EC certificate (public), Meets CDA requirements (nonpublic) ⁵	Specializing in EC	<input checked="" type="checkbox"/>
Assistant teacher degree requirement	None	CDA or equivalent	<input type="checkbox"/>
Teacher in-service requirement	Not reported ⁶	At least 15 hours/year	<input type="checkbox"/>
Maximum class size		20 or lower	<input checked="" type="checkbox"/>
3-year-olds	17		
4-year-olds	20		
Staff-child ratio		1:10 or better	<input checked="" type="checkbox"/>
3-year-olds	2:17		
4-year-olds	1:10		
Screening/referral requirements	Vision, hearing, and health	Vision, hearing, and health	<input checked="" type="checkbox"/>
Family support service requirements	Family support services and 2 home visits ⁷	At least 1 service	<input checked="" type="checkbox"/>
Meal requirements	Breakfast, lunch, and snack ⁸	At least 1/day	<input checked="" type="checkbox"/>



RESOURCES

Total state Pre-K spending	\$27,600,000 ⁹
Local match required?	No
State spending per child enrolled	\$7,463
State Head Start spending	\$27,600,000 ¹⁰
State spending per 3-year-old	\$184
State spending per 4-year-old	\$427

SPENDING PER CHILD ENROLLED



⁹ Pre-K programs may receive additional funds from federal or local sources that are not included in this figure.
¹⁰ K-12 expenditures include capital spending as well as current operating expenditures.

Data are for the '01-'02 school year, unless otherwise noted.

¹ All counties have Pre-K, but school districts are rarely grantees.
² Although the program allows participation by over-income families for up to 20% of enrollment, very few children from these families are enrolled due to the priority and high need of income-eligible children.
³ Most programs operate 3.5 to 4 hours per day, 3 to 4 days a week—plus 2 to 8 home visits—for the academic year. Eight programs offer full-day, full-year services to working families. Oregon Head Start Prekindergarten requires that programs offer a minimum of 472 hours of classroom and home-visit time per year.
⁴ This number represents enrollment in the Oregon Head Start Prekindergarten program. All state-funded Head Start enrollment is through this program.
⁵ Teachers in nonpublic schools must have an AA in Early Childhood Education, beginning in September 2004.
⁶ Each program puts 2.5% of budget allocations into training; these funds are used for professional development of staff.
⁷ This is the minimum requirement for home visits and applies to programs using the center-based option, which conduct at least 2 home visits per year. For programs using the Combination model, 8 home visits are required annually.
⁸ Programs are mandated to provide 1/3 of a child's daily nutritional requirement in part-day programs and 1/2 to 2/3 of the daily requirement in full-day programs.
⁹ In 2002, funding for the 2001–2003 biennium was cut from \$58,500,000 to \$55,200,000. Budget cuts have led to reduced services, but not reductions in slots. Further cuts for the 2003–2005 biennium have been approved at \$52,500,000, and have resulted in reductions in the numbers of children served throughout the state.
¹⁰ Oregon Head Start Prekindergarten is a state-funded Head Start model. All state Pre-K spending is therefore directed toward Head Start programs.