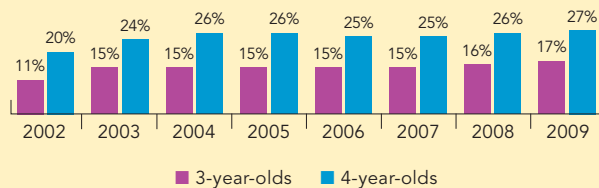
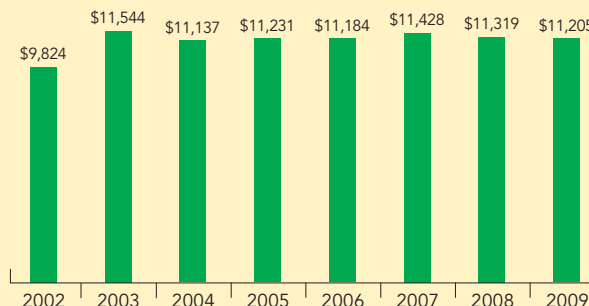


New Jersey

PERCENT OF STATE POPULATION ENROLLED



STATE SPENDING PER CHILD ENROLLED
(2009 DOLLARS)



New Jersey's Supreme Court mandated in 1998 that preschool be offered to all 3- and 4-year-olds in New Jersey's highest poverty districts. As a result, the Abbott Preschool Program was developed. This initiative is provided in 31 school districts where at least 40 percent of children qualify for free or reduced-price lunch. The state Department of Education (DOE) distributes funds directly to school districts, which may then contract with Head Start programs or private child care centers to offer preschool education services. In addition to DOE funding, the Department of Human Services (DHS) may provide funding to Abbott districts and/or providers in order to offer extended-day and extended-year services. These funds were formerly used to provide services for all children enrolled in an Abbott Preschool Program. However, effective with the 2007-2008 school year, DHS vouchers were only available to families with incomes up to 300 percent of the federal poverty level.

A second state-funded preschool initiative, Non-Abbott Early Childhood Program Aid (ECPA), is provided in an additional 101 districts where 20 to 40 percent of children qualify for free or reduced-price lunch. Through ECPA funding, districts offer at least half-day preschool for 4-year-olds, operate full-day kindergarten, and improve services for children in pre-K through third grade. Preschool programs are typically housed in public school settings, although some districts may choose to contract with private child care centers or Head Start programs to offer services.

In 2004, the Early Launch to Learning Initiative (ELLI) was established as a part of New Jersey's effort to offer voluntary, high-quality preschool programs to all of the state's low-income 4-year-olds. All non-Abbott districts are encouraged to apply for funding through this third state-funded initiative. This includes school districts that already provide preschool education but require additional funding to serve more income-eligible children, as well as those wanting to improve program quality or extend program hours, including ECPA districts. The number of low-income 4-year-olds that the district will aim to serve and the intended length of the program day determine ELLI funding levels. The ELLI initiative was flat funded in the 2008-2009 program year, and therefore districts did not have the opportunity to expand their preschool education programs.

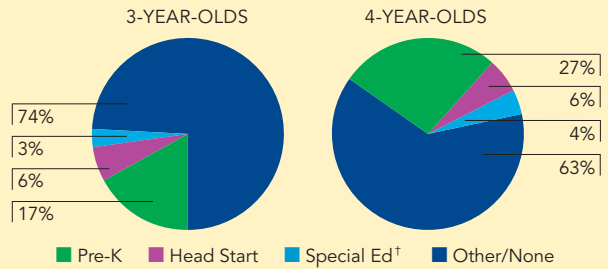
Starting in the 2009-2010 academic year, districts across all three programs will receive funding based on the School Funding Reform Act of 2008. Rather than building a zero-based budget, the formula will generate a total budget amount for each district, within which the district must build the 2009-2010 budget. Moreover, New Jersey plans to expand full-day state-funded preschool for at-risk 3- and 4-year-olds in all school districts over six years, as outlined in the School Funding Reform Act, with the goal of providing preschool for an additional 30,000 children by the 2013-2014 school year. The program was flat funded for the 2008-2009 program year. Given continuing budget problems it is unclear whether the state will maintain its commitment to the new school funding formula and serve more preschoolers in higher quality programs in the 2009-2010 school year and beyond.

In order to document the contributions New Jersey makes to preschool education through its three separate initiatives, we first present summary information reflecting the state's overall commitment to preschool. Enrollment and state spending for Abbott, ECPA, and ELLI initiatives are taken into account. Next, we present specific details about each initiative in the state. The third page of this profile focuses exclusively on the Abbott program; the fourth page focuses exclusively on the ECPA program; and the final page focuses exclusively on the ELLI program.

STATE OVERVIEW

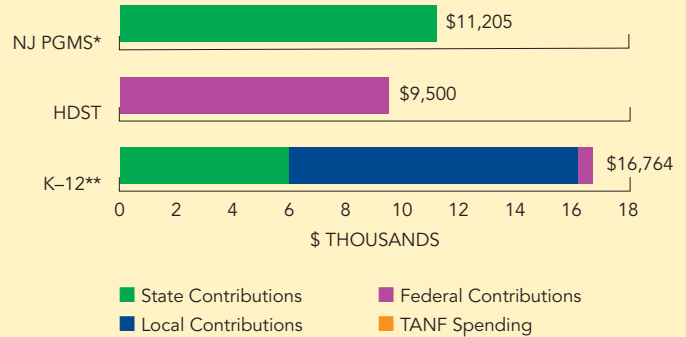
Total state program enrollment	49,091
Total state spending	\$550,081,566
State spending per child enrolled	\$11,205
All reported spending per child enrolled	\$11,205

STATE PRE-K AND HEAD START ENROLLMENT AS PERCENTAGE OF TOTAL POPULATION



[†] This is an estimate of children in special education who are not enrolled in state-funded pre-K or Head Start.

SPENDING PER CHILD ENROLLED



* Pre-K programs may receive additional funds from federal or local sources that are not included in this figure.

**K-12 expenditures include capital spending as well as current operating expenditures.

Data are for the '08-'09 school year, unless otherwise noted.

ACCESS RANKINGS	
4-YEAR-OLDS	3-YEAR-OLDS
16	3

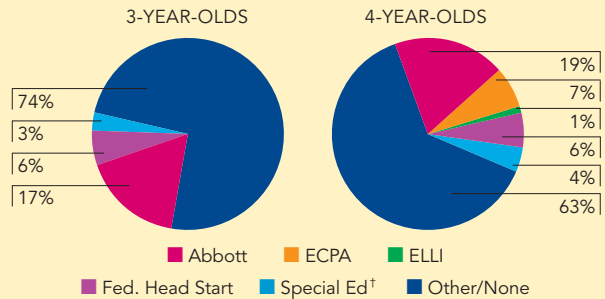
RESOURCES RANKINGS	
STATE SPENDING	ALL REPORTED SPENDING
1	1

NEW JERSEY ABBOTT PRESCHOOL PROGRAM

ACCESS

Total state program enrollment	40,439
School districts that offer state program	5%
Income requirement	None ¹
Hours of operation	6 hours/day, 5 days/week ²
Operating schedule	Academic year ²
Special education enrollment	9,258
Federally funded Head Start enrollment	13,595
State-funded Head Start enrollment	0

STATE PRE-K AND HEAD START ENROLLMENT AS PERCENTAGE OF TOTAL POPULATION



[†] This is an estimate of children in special education who are not enrolled in state-funded pre-K or Head Start.

QUALITY STANDARDS CHECKLIST

POLICY	STATE PRE-K REQUIREMENT	BENCHMARK	DOES REQUIREMENT MEET BENCHMARK?
Early learning standards	Comprehensive	Comprehensive	<input checked="" type="checkbox"/>
Teacher degree	BA	BA	<input checked="" type="checkbox"/>
Teacher specialized training	Certification in Pre-K-3 or equivalent ³	Specializing in pre-K	<input checked="" type="checkbox"/>
Assistant teacher degree	HSD ⁴	CDA or equivalent	<input type="checkbox"/>
Teacher in-service	100 clock hours/5 years	At least 15 hours/year	<input checked="" type="checkbox"/>
Maximum class size		20 or lower	<input checked="" type="checkbox"/>
3-year-olds	15		
4-year-olds	15		
Staff-child ratio		1:10 or better	<input checked="" type="checkbox"/>
3-year-olds	2:15		
4-year-olds	2:15		
Screening/referral	Vision, hearing, health, and support services development; and support services ⁵	Vision, hearing, health; and at least 1 support service	<input checked="" type="checkbox"/>
Meals	Breakfast, lunch and snack	At least 1/day	<input checked="" type="checkbox"/>
Monitoring	Site visits and other monitoring	Site visits	<input checked="" type="checkbox"/>

TOTAL BENCHMARKS MET

9

RESOURCES

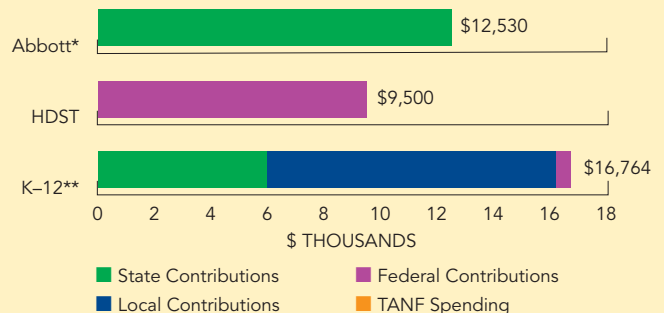
Total state pre-K spending	\$506,695,266
Local match required?	No
State spending per child enrolled	\$12,530
All reported spending per child enrolled*	\$12,530

* Pre-K programs may receive additional funds from federal or local sources that are not included in this figure.

**K-12 expenditures include capital spending as well as current operating expenditures.

Data are for the '08-'09 school year, unless otherwise noted.

SPENDING PER CHILD ENROLLED



¹ Only districts where at least 40 percent of children qualify for free or reduced-price lunch receive funding through this initiative. All 3- and 4-year-old children within those districts are eligible to participate.

² Providers are only required by the Department of Education to provide a 6-hour educational program for the 180-day academic year. Providers can choose to operate a before- and after-care program and/or a full-year (245-day) program. If they choose to do so, all children meeting income requirements are paid for through the Department of Children and Families. In the 2008-2009 program year, 89 percent of Abbott children were enrolled in wrap-around care that extended program hours.

³ Approved certifications include P-3, N-K, Pre-K-6 plus two years of preschool teaching experience, Certificate of Eligibility with Advanced Standing for P-3, or Certificate of Eligibility for P-3.

⁴ Assistant teachers in public schools supported by Title I funding must meet the education/degree requirements specified in NCLB.

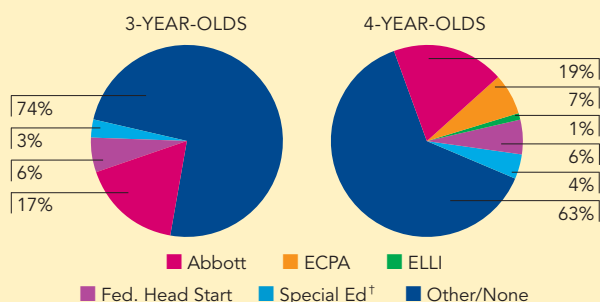
⁵ Dental screenings and referrals are determined locally. Support services include parenting support or training, parent involvement activities, health services for children, information about nutrition, referral to social services, and transition to kindergarten activities. The number of parent conferences or home visits is not mandated.

NEW JERSEY NON-ABBOTT EARLY CHILDHOOD PROGRAM AID

ACCESS

Total state program enrollment	8,098
School districts that offer state program	17%
Income requirement	None ¹
Hours of operation	At least 2.75 hours/day (part-day), or at least 6 hours/day (full-day), 5 days/week ²
Operating schedule	Academic year
Special education enrollment	9,258
Federally funded Head Start enrollment	13,595
State-funded Head Start enrollment	0

STATE PRE-K AND HEAD START ENROLLMENT AS PERCENTAGE OF TOTAL POPULATION



† This is an estimate of children in special education who are not enrolled in state-funded pre-K or Head Start.

QUALITY STANDARDS CHECKLIST

POLICY	STATE PRE-K REQUIREMENT	BENCHMARK	DOES REQUIREMENT MEET BENCHMARK?
Early learning standards	Comprehensive	Comprehensive	<input checked="" type="checkbox"/>
Teacher degree	BA	BA	<input checked="" type="checkbox"/>
Teacher specialized training.....	Certification in Pre-K-3 or equivalent ³	Specializing in pre-K	<input checked="" type="checkbox"/>
Assistant teacher degree	HSD ⁴	CDA or equivalent	<input type="checkbox"/>
Teacher in-service	100 clock hours/5 years	At least 15 hours/year	<input checked="" type="checkbox"/>
Maximum class size		20 or lower	<input checked="" type="checkbox"/>
3-year-olds	18 ⁵		
4-year-olds	18 ⁵		
Staff-child ratio		1:10 or better	<input checked="" type="checkbox"/>
3-year-olds	2:18 ⁵		
4-year-olds	2:18 ⁵		
Screening/referral	Vision, hearing, health, and support services	Vision, hearing, health; and at least 1 support service	<input checked="" type="checkbox"/>
Meals	Depend on length of program day ⁷	At least 1/day	<input type="checkbox"/>
Monitoring	Site visits and other monitoring	Site visits	<input checked="" type="checkbox"/>

TOTAL BENCHMARKS MET

8

RESOURCES

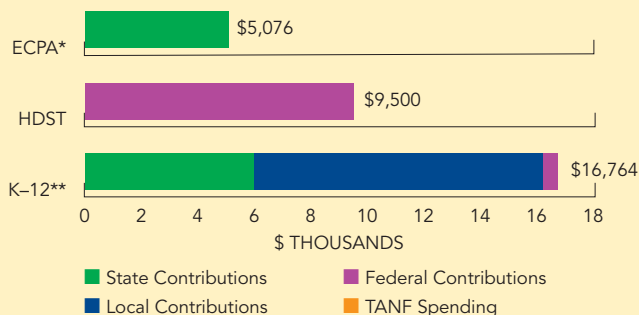
Total state pre-K spending.....	\$41,106,000 ⁸
Local match required?	No
State spending per child enrolled.....	\$5,076
All reported spending per child enrolled*.....	\$5,076

* Pre-K programs may receive additional funds from federal or local sources that are not included in this figure.

**K-12 expenditures include capital spending as well as current operating expenditures.

Data are for the '08-'09 school year, unless otherwise noted.

SPENDING PER CHILD ENROLLED



¹ Only districts where 20 to 40 percent of children qualify for free or reduced-price lunch receive funding through this initiative. All 3- and 4-year-old children within those districts are eligible to participate. However, the program is only open to 3-year-olds once the district has offered full-day kindergarten to all age-eligible children and either part- or full-day preschool to all 4-year-olds.

² Part-day programs must be at least 2.75 hours per day; full-day programs must be at least 6 hours per day. Length of program day varies by districts. In some cases, both part- and full-day programs are offered. Part-day programs are most common.

³ Approved certifications include P-3, N-K, Pre-K-6 plus two years of preschool teaching experience, Certificate of Eligibility with Advanced Standing for P-3, or Certificate of Eligibility for P-3.

⁴ Assistant teachers in public schools supported by Title I funding must meet the education/degree requirements specified in NCLB.

⁵ Beginning July 1, 2008, the maximum class size changed to 18 and the staff-child ratio requirement changed to 2:18.

⁶ Dental screenings and referrals are determined locally. Support services include education services or job training for parents, parent involvement activities, and transition to kindergarten activities. The number of parent conferences or home visits is not mandated.

⁷ Meals are required in full-day programs.

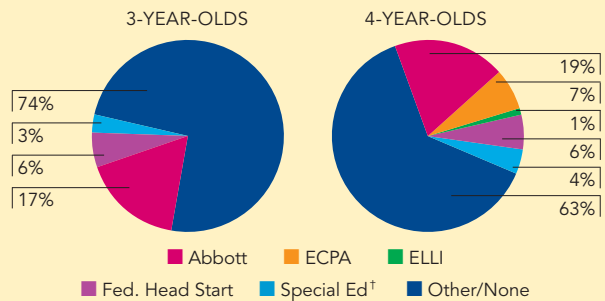
⁸ This figure is an estimate of state funds directed to services for preschool-age children. It includes funding for five districts that were approved to expand their program for the 2008-2009 school year. Those districts were funded for full-day programs.

NEW JERSEY EARLY LAUNCH TO LEARNING INITIATIVE

ACCESS

Total state program enrollment	554
School districts that offer state program	4%
Income requirement	185% FPL ¹
Hours of operation	2.75 hours/day (part-day), 6 hours/day (full-day), 5 days/week
Operating schedule	Academic year
Special education enrollment	9,258
Federally funded Head Start enrollment	13,595
State-funded Head Start enrollment	0

STATE PRE-K AND HEAD START ENROLLMENT AS PERCENTAGE OF TOTAL POPULATION



[†] This is an estimate of children in special education who are not enrolled in state-funded pre-K or Head Start.

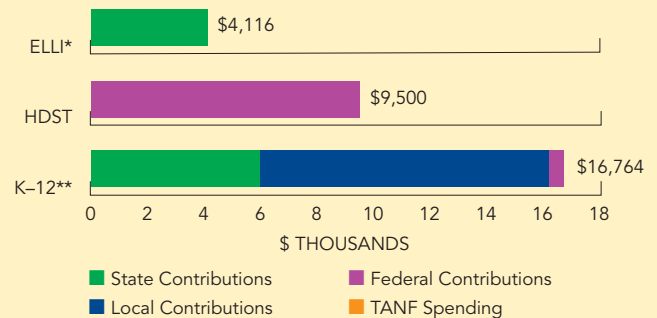
QUALITY STANDARDS CHECKLIST

POLICY	STATE PRE-K REQUIREMENT	BENCHMARK	DOES REQUIREMENT MEET BENCHMARK?	
Early learning standards	Comprehensive	Comprehensive	<input checked="" type="checkbox"/>	<div style="border: 1px solid black; padding: 5px; text-align: center;"> <p>TOTAL BENCHMARKS MET</p> <p>8</p> </div>
Teacher degree	BA	BA	<input checked="" type="checkbox"/>	
Teacher specialized training.....	Certification in Pre-K-3 or equivalent ²	Specializing in pre-K	<input checked="" type="checkbox"/>	
Assistant teacher degree	HSD ³	CDA or equivalent	<input type="checkbox"/>	
Teacher in-service	100 clock hours/5 years	At least 15 hours/year	<input checked="" type="checkbox"/>	
Maximum class size		20 or lower	<input checked="" type="checkbox"/>	
3-year-olds	NA			
4-year-olds	20			
Staff-child ratio		1:10 or better	<input checked="" type="checkbox"/>	
3-year-olds	NA			
4-year-olds	1:10			
Screening/referral	Vision, hearing, health and support services developmental; and support services ⁴	Vision, hearing, health; and at least 1 support service	<input checked="" type="checkbox"/>	
Meals	Depend on length of program day ⁵	At least 1/day	<input type="checkbox"/>	
Monitoring	Site visits and other monitoring	Site visits	<input checked="" type="checkbox"/>	

RESOURCES

Total state pre-K spending	\$2,280,300
Local match required?	Yes ⁶
State spending per child enrolled	\$4,116
All reported spending per child enrolled*	\$4,116

SPENDING PER CHILD ENROLLED



* Pre-K programs may receive additional funds from federal or local sources that are not included in this figure.

**K-12 expenditures include capital spending as well as current operating expenditures.

Data are for the '08-'09 school year, unless otherwise noted.

¹ Districts may enroll other students in unusual circumstances.

² Approved certifications include P-3, N-K, Pre-K-6 plus two years of preschool teaching experience, Certificate of Eligibility with Advanced Standing for P-3, or Certificate of Eligibility for P-3.

³ Assistant teachers in public schools supported by Title I funding must meet the education/degree requirements specified in NCLB.

⁴ Dental screenings and referrals are determined locally. Support services include parent involvement activities and transition to kindergarten activities. The number of parent conferences or home visits is not mandated.

⁵ Full-day programs are required to offer breakfast, lunch and snack.

⁶ Classrooms must include general and special education students funded through other sources.