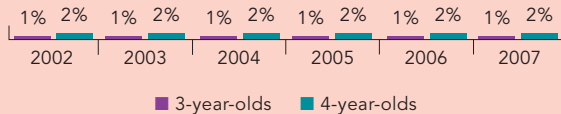
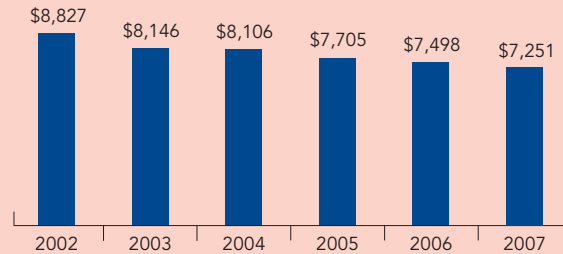


Minnesota

PERCENT OF STATE POPULATION ENROLLED



STATE SPENDING PER CHILD ENROLLED
(2007 DOLLARS)



Children from birth to age 5 in Minnesota are served by the federal Head Start and Early Head Start programs receiving supplemental state funding. Agencies currently receiving Head Start grants are eligible for this funding and may partner with other agencies such as private child care centers, family child care homes, and public schools. Programs using these state funds are required to follow the federal Head Start Performance Standards, and training and technical assistance is available to program staff on use of the Early Childhood Indicators of Progress, the state's early learning standards.

Another state initiative, the School Readiness Program, is offered through school districts, subcontracted charter schools and community-based organizations. The services provided promote kindergarten readiness, but specific services are determined locally. Programs are required to assess children's cognitive skills upon entering and leaving the program, provide research-based program content, ensure that appropriate screenings and referrals occur, involve parents, and coordinate with other local programs. The School Readiness Program is not the focus of data in this profile because program enrollment and funding data for center-based preschool education services are not tracked at the state level.

New initiatives in Minnesota for the 2007-2008 program year will provide additional services for families and children. A mixture of public and private funding will provide low-income families the opportunity to purchase high-quality early care and education services for their 3- and 4-year-old children.

ACCESS RANKINGS	
4-YEAR-OLDS	3-YEAR-OLDS
37	19

RESOURCES RANKINGS	
STATE SPENDING	ALL REPORTED SPENDING
4*	6

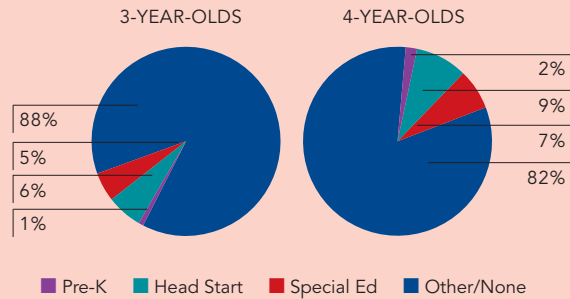
* In previous Yearbooks, only state spending was ranked.

MINNESOTA HEAD START

ACCESS

Total state program enrollment.....	2,634 ¹
School districts that offer state program.....	100% (counties)
Income requirement	90% of children must be at or below 100% FPL or receiving TANF
Hours of operation	At least 3.5 hours/day, 4 days/week ²
Operating schedule	At least 32 weeks/year ²
Special education enrollment	8,212
Federally funded Head Start enrollment.....	9,815
State-funded Head Start enrollment.....	2,109 ³

STATE PRE-K AND HEAD START ENROLLMENT AS PERCENTAGE OF TOTAL POPULATION



QUALITY STANDARDS CHECKLIST

POLICY	STATE PRE-K REQUIREMENT	BENCHMARK	DOES REQUIREMENT MEET BENCHMARK?
Early learning standards	Comprehensive	Comprehensive	<input checked="" type="checkbox"/>
Teacher degree	CDA or AA ⁴	BA	<input type="checkbox"/>
Teacher specialized training	Meets CDA requirements	Specializing in pre-K	<input checked="" type="checkbox"/>
Assistant teacher degree	Meets child care regs. ⁵	CDA or equivalent	<input checked="" type="checkbox"/>
Teacher in-service	1.5% or 2% of total work hours ⁶	At least 15 hours/year	<input type="checkbox"/>
Maximum class size	20 or lower	<input checked="" type="checkbox"/>
3-year-olds	17	
4-year-olds	20	
Staff-child ratio	1:10 or better	<input checked="" type="checkbox"/>
3-year-olds	2:17	
4-year-olds	1:10	
Screening/referral	Vision, hearing, health, developmental, dental; and support services ⁷	Vision, hearing, health; and at least 1 support service	<input checked="" type="checkbox"/>
Meals.....	Lunch and/or breakfast ⁸	At least 1/day	<input checked="" type="checkbox"/>
Monitoring	Site visits and other monitoring	Site visits	<input checked="" type="checkbox"/>

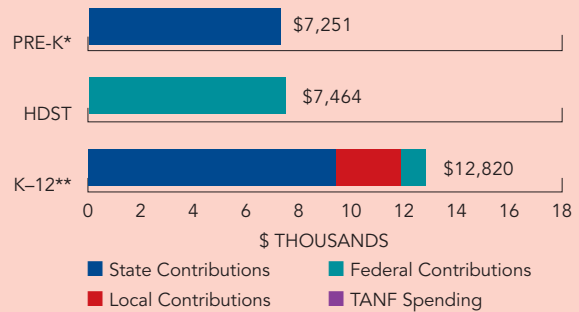
TOTAL BENCHMARKS MET

8

RESOURCES

Total state pre-K spending.....	\$19,100,000 ⁹
Local match required?.....	No
State Head Start spending.....	\$19,100,000 ⁹
State spending per child enrolled.....	\$7,251
All reported spending per child enrolled*	\$7,251

SPENDING PER CHILD ENROLLED



* Pre-K programs may receive additional funds from federal or local sources that are not included in this figure.

**K-12 expenditures include capital spending as well as current operating expenditures.

Data are for the '06-'07 school year, unless otherwise noted.

¹ This is the number of funded slots and includes an estimated 390 children under age 3 and an estimated 135 5-year-olds.
² Schedules are determined locally but must be in compliance with federal Head Start regulations. Programs must operate at least 3.5 hours per day, 4 days per week, and 32 weeks per year.
³ This is an estimate of the total number of 3- and 4-year-olds served in state-funded Head Start.
⁴ Programs must comply with the Head Start Act, which requires that at least 50 percent of all Head Start teachers nationwide in center-based programs have at least an AA in a field related to early childhood education with experience teaching preschoolers. The majority of teachers employed in Minnesota Head Start programs have at least an AA and a certificate/licensure/endorsement for preschool education.
⁵ Assistant teachers in settings subject to child care regulations must work under the supervision of a teacher, be at least 18 years old, and meet one of nine combined credential, educational, and experience requirements, such as a high school diploma, 12 quarter units in early childhood or a related field, and 2,080 hours of experience.

⁶ Non-degreed staff are required to complete 2% of their total working hours for in-service training, and degreed staff are required to complete 1.5% of total working hours for in-service training.
⁷ Programs are also required to provide screenings and referrals for nutrition, social emotional and behavioral issues. Support services include two annual parent conferences or home visits, education services or job training for parents, parenting support or training, parent involvement activities, health services for parents and children, information about nutrition, referral to social services, and transition to kindergarten activities.
⁸ Federal Head Start Performance Standards require part-day programs to provide children with at least one-third of their daily nutritional needs, and full-day programs to provide one-half to two-thirds of daily nutritional needs.
⁹ This spending total represents the state appropriation for fiscal year 2007, as final spending figures were not yet available.