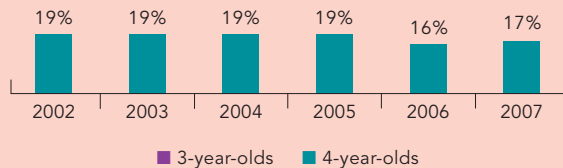
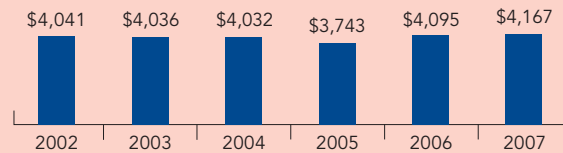


# Michigan

PERCENT OF STATE POPULATION ENROLLED



STATE SPENDING PER CHILD ENROLLED  
(2007 DOLLARS)



Michigan began offering prekindergarten services to at-risk 4-year-olds in 1985, through the Michigan School Readiness Program (MSRP). At least half of the children served by MSRP must come from families with an income under 250 percent of the federal poverty level. This cutoff increased in 2005-2006 from 185 percent. Children who meet the income requirement must also have at least one of 24 other risk factors for educational disadvantage. Children who do not meet the income requirement must have at least two of these risk factors. Public schools receive funding based on a school funding formula that calculates the level of need in the district. Head Start agencies, private child care centers, and mental health and social service agencies are awarded funding through competitive grants. School districts receiving funding may subcontract with other providers. Since the 2003-2004 program year, public school districts have been allowed to use some MSRP funding for parent involvement and education programs. During the 2006-2007 school year, more children were served in full-day programs, which decreased the total number of children that could have been served given the level of funding.

Efforts to integrate Michigan's system of early childhood and related family services have led to the creation of the new Early Childhood Investment Corporation (ECIC). The goal of ECIC is to establish standards and guidelines for early childhood development activities, thereby promoting a statewide high-quality system. There is a proposal to triple funding for MSRP and another proposal to allocate funds for programs for children from before birth through age 3. This increase in funding would also allow Michigan to tie the reimbursement rate for pre-K to that of K-12 so that funding for pre-K will increase as funding for K-12 increases.

ACCESS RANKINGS	
4-YEAR-OLDS	3-YEAR-OLDS
16	None Served

RESOURCES RANKINGS	
STATE SPENDING	ALL REPORTED SPENDING
14*	21

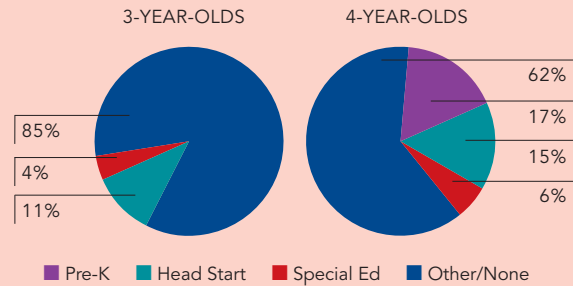
\* In previous Yearbooks, only state spending was ranked.

# MICHIGAN SCHOOL READINESS PROGRAM

## ACCESS

Total state program enrollment.....	21,801 <sup>1</sup>
School districts that offer state program.....	81%
Income requirement.....	50% of children must be below 250% FPL
Hours of operation .....	At least 2.5 hours/day (half-day), 6-7 hours/day (full-day), 4 days/week
Operating schedule .....	At least 30 weeks/year
Special education enrollment .....	13,349
Federally funded Head Start enrollment.....	33,233
State-funded Head Start enrollment .....	0

STATE PRE-K AND HEAD START ENROLLMENT AS PERCENTAGE OF TOTAL POPULATION



## QUALITY STANDARDS CHECKLIST

POLICY	STATE PRE-K REQUIREMENT	BENCHMARK	DOES REQUIREMENT MEET BENCHMARK?
Early learning standards .....	Comprehensive .....	Comprehensive	<input checked="" type="checkbox"/>
Teacher degree .....	BA <sup>2</sup> .....	BA	<input checked="" type="checkbox"/>
Teacher specialized training .....	EE certification + ECE endorsement (public); EE certification + either ECE endorsement or CDA, or BA in CD (nonpublic)	Specializing in pre-K	<input checked="" type="checkbox"/>
Assistant teacher degree .....	CDA or equivalent <sup>3</sup> .....	CDA or equivalent	<input checked="" type="checkbox"/>
Teacher in-service .....	12 clock hours/year <sup>4</sup> .....	At least 15 hours/year	<input type="checkbox"/>
Maximum class size .....	20 or lower	20 or lower	<input checked="" type="checkbox"/>
3-year-olds .....	NA		
4-year-olds .....	18		
Staff-child ratio .....	1:10 or better	1:10 or better	<input checked="" type="checkbox"/>
3-year-olds .....	NA		
4-year-olds .....	1:8 <sup>5</sup>		
Screening/referral .....	Support services only <sup>6</sup> .....	Vision, hearing, health; and at least 1 support service	<input type="checkbox"/>
Meals .....	Snack <sup>7</sup> .....	At least 1/day	<input type="checkbox"/>
Monitoring .....	Other monitoring <sup>8</sup> .....	Site visits	<input type="checkbox"/>

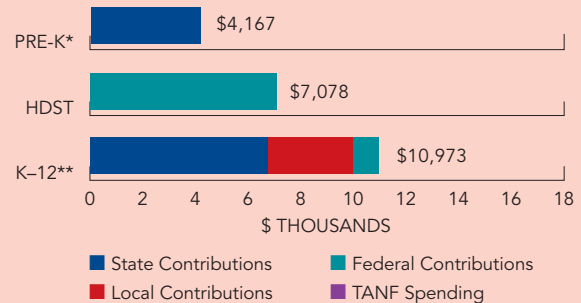
**TOTAL BENCHMARKS MET**

**6**

## RESOURCES

Total state pre-K spending.....	\$90,850,000
Local match required? .....	Yes <sup>9</sup>
State spending per child enrolled.....	\$4,167
All reported spending per child enrolled* .....	\$4,167

SPENDING PER CHILD ENROLLED



\* Pre-K programs may receive additional funds from federal or local sources that are not included in this figure.

\*\*K-12 expenditures include capital spending as well as current operating expenditures.

Data are for the '06-'07 school year, unless otherwise noted.

<sup>1</sup> This total includes 3,896 children served in full-day programs, who use 2 half-day slots.  
<sup>2</sup> The minimum teacher degree requirement in nonpublic settings changed from an AA plus a CDA for 2004-2005 to a BA in 2005-2006. Programs that cannot find a person who meets these requirements are considered out of compliance and must file a plan to meet the requirement.  
<sup>3</sup> An associate's degree in early childhood education/child development or training equivalent to a CDA and approved by the State Board of Education is also permissible. Programs that cannot find a person who meets these requirements can hire someone out of compliance who has at least one course in child development and plans to complete the requirements within 2 years.  
<sup>4</sup> All classroom staff must have 12 clock hours of in-service professional development per year, not including CPR, first aid, and blood pathogen training. Certified teachers need 60 hours of professional development every five years to renew their certificates.  
<sup>5</sup> A qualified teacher and associate teacher must be present in classes of 9-16 children. If more than 16 children are in a class, a third adult must be present.

<sup>6</sup> Programs must make referrals but are not required to conduct screenings. Programs must have a medical form on file for each child regarding vision, hearing, general health, and dental screenings. Support services include four parent conferences or home visits, parent involvement activities, referral to social services, and transition to kindergarten activities.  
<sup>7</sup> Part-day programs must provide at least a snack. They are encouraged to provide breakfast or lunch in lieu of or in addition to a snack, and must extend the day to 3 hours if providing a full meal. School-day programs must provide lunch and two snacks or breakfast, lunch, and one snack.  
<sup>8</sup> The MSRP office protocol includes site visits to programs, but the visits are not written into state policy requirements. State administrators estimate that site visits occur for competitive grantee agencies once during each 3-year funding cycle. Site visits for school district programs are more limited.  
<sup>9</sup> There is not a monetary local match, but programs are not allowed to charge for space and local funds must be used for that.