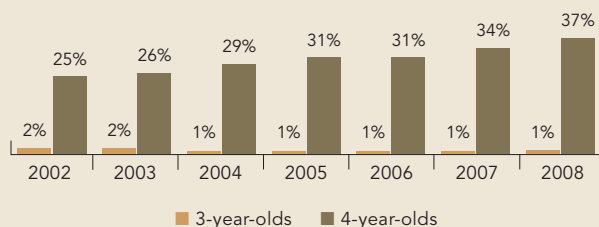
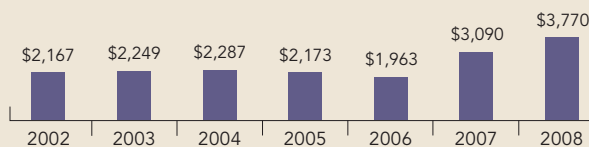


# Maryland

PERCENT OF STATE POPULATION ENROLLED



STATE SPENDING PER CHILD ENROLLED  
(2008 DOLLARS)



Maryland has been providing preschool for at-risk 4-year-olds since 1980. The Extended Elementary Education Program (EEEP) began as a pilot program in Baltimore City and in Prince George’s County. Eventually, it expanded to all jurisdictions of Maryland, serving 25 percent of all 4-year-olds in 2002. As part of a school finance reform law in 2002, the state required that all local boards of education expand the prekindergarten services to all “economically disadvantaged” 4-year-olds by the 2007-2008 school year. The state’s prekindergarten regulations were revised to reflect the new statute and to maintain a high-quality program to address the school readiness needs of low-income, special education students and English Language Learners. In an effort to serve all 4-year-olds with economically disadvantaged backgrounds by the 2007-2008 school year, the state significantly increased funding to school districts.

The state’s school finance reform law also redefined the funding for prekindergarten. The local school systems received dedicated EEEP funds until 2007, which served as a state subsidy to the local school systems’ general education funds. Starting in 2007-2008, all prekindergarten programs are strictly funded with state aid and local education dollars. Maryland includes costs for prekindergarten in the cost estimates of state aid for K–12 education and accounts for weighted costs for low-income and special education students as well as English Language Learners.

In late 2007, the Task Force on Universal Preschool Education submitted a report to the governor to expand prekindergarten to all 4-year-olds in Maryland. While parts of the task force recommendations are being implemented, major funding support for the program is stalled due to the state’s budgetary constraints.

In addition, Maryland has created early learning centers of excellence in especially impacted school districts, called Judy Center Partnerships. Judy Center Partnerships collaborate with selected schools with early care and education centers to serve children from birth to age 5, in order to continually enhance the learning opportunities of young children. More than 8,000 children are currently enrolled in 24 Judy Center Partnerships.

In addition, Maryland provides funds to supplement the federal Head Start program, which are used to support extended-year and extended-day services as well as quality improvement. In the 2007-2008 program year, the state dedicated \$3 million, which, along with federal CCDF money, provided funds for 1,508 additional Head Start slots.

ACCESS RANKINGS	
4-YEAR-OLDS	3-YEAR-OLDS
9	19

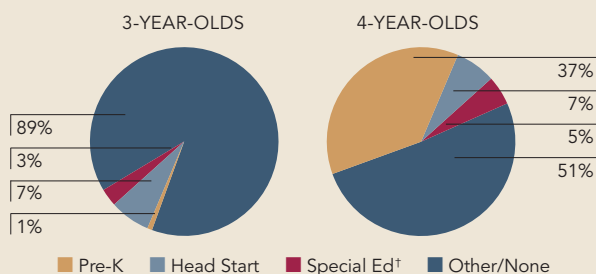
RESOURCES RANKINGS	
STATE SPENDING	ALL REPORTED SPENDING
19	3

# MARYLAND PREKINDERGARTEN PROGRAM

## ACCESS

Total state program enrollment .....	27,719 <sup>1</sup>
School districts that offer state program .....	100%
Income requirement .....	185% FPL
Hours of operation .....	2.5 hours/day (part-day) or 6.5 hours/day (full-day); 5 days/week
Operating schedule .....	Academic year
Special education enrollment .....	6,984
Federally funded Head Start enrollment .....	9,200
State-funded Head Start enrollment .....	1,508

### STATE PRE-K AND HEAD START ENROLLMENT AS PERCENTAGE OF TOTAL POPULATION



<sup>†</sup> This number represents children in special education who are not enrolled in Head Start but may be enrolled in state-funded pre-K.

## QUALITY STANDARDS CHECKLIST

POLICY	STATE PRE-K REQUIREMENT	BENCHMARK	DOES REQUIREMENT MEET BENCHMARK?
Early learning standards .....	Comprehensive	Comprehensive	<input checked="" type="checkbox"/>
Teacher degree .....	BA <sup>2</sup>	BA	<input checked="" type="checkbox"/>
Teacher specialized training .....	N-3 certification <sup>2</sup>	Specializing in pre-K	<input checked="" type="checkbox"/>
Assistant teacher degree .....	HSD	CDA or equivalent	<input type="checkbox"/>
Teacher in-service .....	6 credit hours/5 years	At least 15 hours/year	<input checked="" type="checkbox"/>
Maximum class size .....	NA <sup>3</sup>	20 or lower	<input checked="" type="checkbox"/>
3-year-olds .....	NA <sup>3</sup>		
4-year-olds .....	20		
Staff-child ratio .....		1:10 or better	<input checked="" type="checkbox"/>
3-year-olds .....	NA <sup>3</sup>		
4-year-olds .....	1:10		
Screening/referral .....	Vision, hearing, health, immunization, and support services lead screening; and support services <sup>4</sup>	Vision, hearing, health; and at least 1 support service	<input checked="" type="checkbox"/>
Meals .....	At least 1 meal <sup>5</sup>	At least 1/day	<input checked="" type="checkbox"/>
Monitoring .....	Site visits and other monitoring <sup>6</sup>	Site visits	<input checked="" type="checkbox"/>

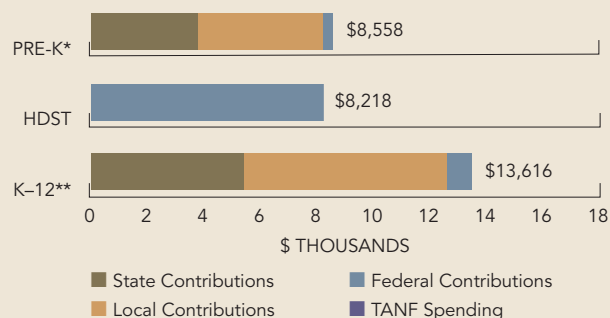
**TOTAL BENCHMARKS MET**

**9**

## RESOURCES

Total state pre-K spending .....	\$104,509,466 <sup>7</sup>
Local match required? .....	No
State Head Start spending .....	\$3,000,000 <sup>8</sup>
State spending per child enrolled .....	\$3,770
All reported spending per child enrolled* .....	\$8,558

### SPENDING PER CHILD ENROLLED



\* Pre-K programs may receive additional funds from federal or local sources that are not included in this figure.

\*\*K-12 expenditures include capital spending as well as current operating expenditures.

Data are for the '07-'08 school year, unless otherwise noted.

1 The enrollment total includes 3- and 4-year-olds participating in Judy Center Partnerships.  
 2 Teachers in public schools are required to have a degree in ECE and teachers in nonpublic schools are required to have a degree plus an ECE certification.  
 3 By policy, 3-year-olds are not eligible, but state child care regulations require a maximum class size of 20 and a staff to child ratio of 1:10 for 3- and 4-year-olds.  
 4 Vision and health screening and referral are the responsibility of the school health services program in conjunction with the health department under Title I, which applies to all children enrolled. Support services include two annual parent conferences or home visits, parenting support or training, parent involvement activities (as specified by NCLB), health services for children, transition to kindergarten activities, and other locally determined services.

5 Children in full-day programs are offered breakfast and lunch. In half-day programs, children are offered either breakfast or lunch.  
 6 Starting in the 2007-2008 program year, the Maryland State Department of Education required bi-annual visits to randomly selected prekindergarten locations, eventually visiting all programs, to monitor compliance with regulations of the initiative.  
 7 The mandate to provide services also requires local spending as necessary to serve enrolled children.  
 8 State Head Start funds were used for additional slots, professional development, parent education, mental health services, expanded transitional services, and literacy projects. In addition, funds were devoted to summer care, extended-day, or extended-year services.