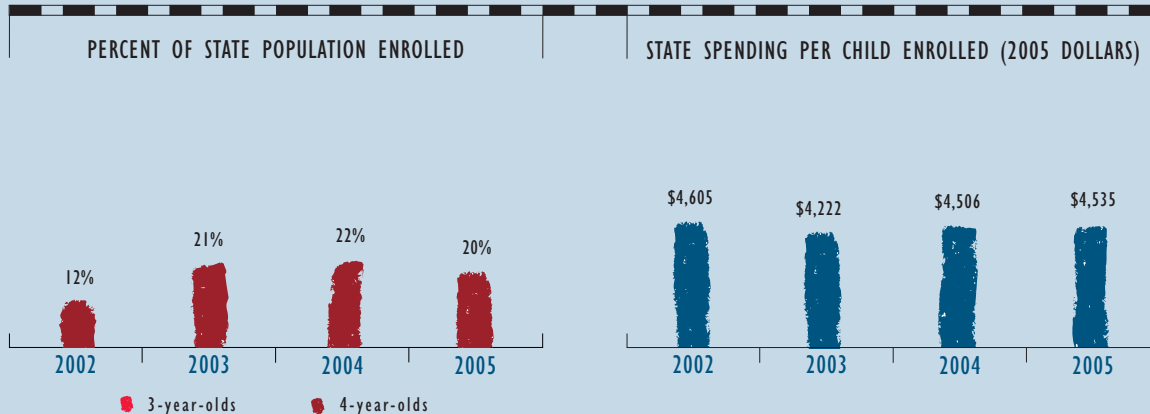


Louisiana



From 1988 to 1993, Louisiana used annual state appropriations to support the Model Early Childhood program, which provided funding and technical support for prekindergarten programs. Once general funds were no longer available, local public school systems began using the 8(g) Student Enhancement Block Grant Program to support prekindergarten education for at-risk children. Four-year-olds who are identified as at risk of being “insufficiently ready for school” are eligible for the 8(g) program, with priority given to low-income families.

A second state prekindergarten initiative, established in 2001 and administered by the Department of Education, is the LA4 program. LA4 is largely supported by TANF funds and primarily serves 4-year-olds who qualify for free or reduced-price lunch. The program is also available to 4-year-olds who do not qualify for free or reduced-price meals, through tuition or local funding. Most children are served in public school settings; however, a few districts subcontract with Head Start programs, private child care centers, and faith-based centers to provide services. The LA4 program funds 6 hours of instruction along with up to 4 hours of before- and after-school programming per day.

Starting Points, a third initiative, was established in 1992 and is similar in many respects to LA4. However, Starting Points provides a lower level of funding per child than LA4. In addition, Starting Points funds only a 6-hour program day, although some children in the program are able to receive before- and after-school services supported by LA4.

Louisiana also offers a fourth prekindergarten initiative, the Nonpublic Schools Early Childhood Development Program (NSECD), which is run by the Governor’s office. Begun in the 2001-2002 school year, this initiative provides tuition reimbursements to parents who wish to send their children to state-approved nonpublic preschools. NSECD is open to families with incomes below 200 percent of the federal poverty level. Programs are required to offer at least 6 hours of instruction along with up to 4 hours of before- and after-school programming per day.

In addition to the initiatives profiled in this report, Louisiana directed approximately \$19.6 million in Title I funds to support preschool services for more than 9,000 students.

In order to document the contributions Louisiana makes to prekindergarten through its four separate initiatives, we first present summary information reflecting the state’s overall commitment to prekindergarten. Enrollment and state spending for the 8(g), LA4, Starting Points, and NSECD programs are taken into account. Next, we present specific details about each initiative in the state. The third page of this profile focuses exclusively on the 8(g) program; the fourth page focuses exclusively on the LA4 and Starting Points programs with differences between the two initiatives noted; and the final page focuses exclusively on the NSECD Program.

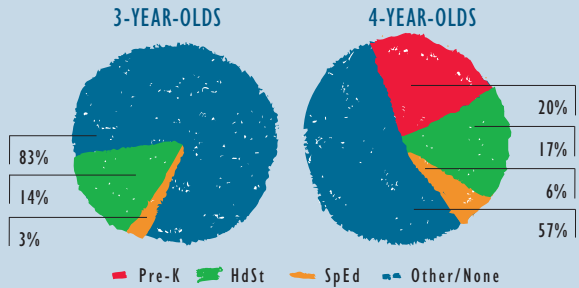
STATE OVERVIEW

Total state program enrollment - - - - -	12,379
Total state spending - - - - -	\$56,133,597
State spending per child enrolled - - - - -	\$4,535
State spending per 3-year-old - - - - -	\$0
State spending per 4-year-old - - - - -	\$897

* Pre-K programs may receive additional funds from federal or local sources that are not included in this figure.
 ** K-12 expenditures include capital spending as well as current operating expenditures.

Data are for the '04-'05 school year, unless otherwise noted.

STATE PRE-K AND HEAD START ENROLLMENT AS PERCENTAGE OF TOTAL POPULATION



Pre-K HdSt SpEd Other/None

SPENDING PER CHILD ENROLLED



State Contribution Local Contribution Federal Contribution TANF Spending

ACCESS RANKING—4s

13

ACCESS RANKING—3s

None Served

RESOURCES RANKING

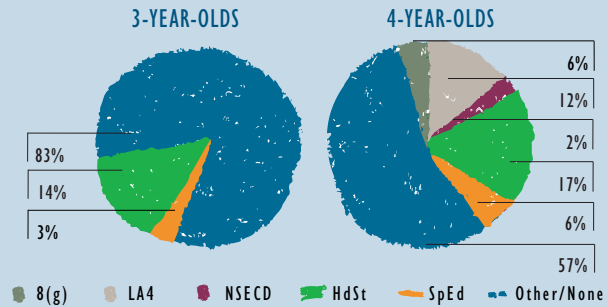
11

LOUISIANA 8(G) STUDENT ENHANCEMENT BLOCK GRANT PROGRAM

ACCESS

Total state program enrollment	-----	3,750
School districts that offer state program	-----	99%
Income requirement	-----	None ¹
Hours of operation	-----	6 hours/day, 5 days/week
Operating schedule	-----	Academic year
Special education enrollment	-----	6,111
Federally funded Head Start enrollment '03-'04	-----	19,431
State-funded Head Start enrollment	-----	0

STATE PRE-K AND HEAD START ENROLLMENT AS PERCENTAGE OF TOTAL POPULATION



QUALITY STANDARDS CHECKLIST

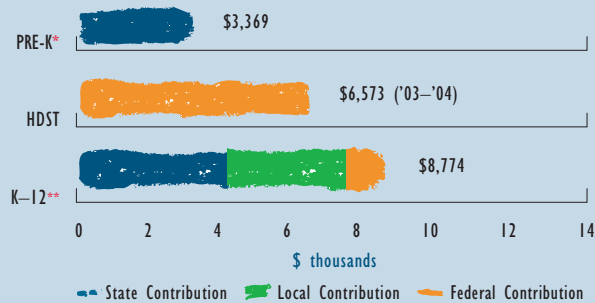
POLICY	STATE PRE-K REQUIREMENT	BENCHMARK	DOES REQUIREMENT MEET BENCHMARK?
Early learning standards	----- Comprehensive	Comprehensive	<input checked="" type="checkbox"/>
Teacher degree	----- BA	BA	<input checked="" type="checkbox"/>
Teacher specialized training	----- Certificate in Nursery, K, Pre-K-3, or Early Intervention	Specializing in Pre-K	<input type="checkbox"/>
Assistant teacher degree	----- Determined locally	CDA or equivalent	<input type="checkbox"/>
Teacher in-service	----- 150 clock hours/5 years	At least 15 hours/year	<input checked="" type="checkbox"/>
Maximum class size		20 or lower	<input checked="" type="checkbox"/>
3-year-olds	----- NA		
4-year-olds	----- 20		
Staff-child ratio			
3-year-olds	----- NA	1:10 or better	<input checked="" type="checkbox"/>
4-year-olds	----- 1:10		
Screening/referral and support services	----- Developmental screening; and support services ²	Vision, hearing, health; and at least 1 service	<input type="checkbox"/>
Meals	----- Breakfast, lunch, and snack	At least 1/day	<input checked="" type="checkbox"/>
Monitoring	----- Site visits and other monitoring	Site visits	<input checked="" type="checkbox"/>



RESOURCES

Total state Pre-K spending	-----	\$12,633,597
Local match required?	-----	No
State spending per child enrolled	-----	\$3,369 ³
State spending per 3-year-old	-----	\$0
State spending per 4-year-old	-----	\$202

SPENDING PER CHILD ENROLLED



* Pre-K programs may receive additional funds from federal or local sources that are not included in this figure.
 ** K-12 expenditures include capital spending as well as current operating expenditures.

Data are for the '04-'05 school year, unless otherwise noted.

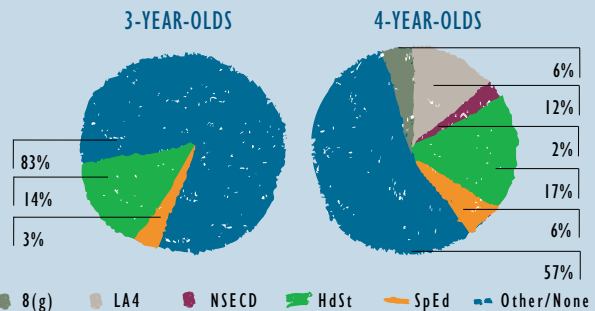
¹ The state does not set specific income eligibility criteria, but priority is given to children from low-income families.
² Programs follow the referral process and policies established by the State Board of Elementary and Secondary Education. Support services include parenting support or training, parent involvement activities, referral to social services, transition to kindergarten activities, and other specific locally determined services. The number of required annual parent conferences or home visits is determined locally.
³ This spending per child figure is not comparable to spending per child figures reported for the 8(g) program in previous years. Prior calculations of spending per child were based on duplicated enrollment counts that included children supported with other funding sources. The 2004-2005 enrollment total reported above is an unduplicated count.

LOUISIANA LA4 AND STARTING POINTS PROGRAMS

ACCESS


Total state program enrollment	7,144 ¹
School districts that offer state program	72%
Income requirement	185% FPL ²
Hours of operation	6 hours/day, 5 days/week ³
Operating schedule	Academic year
Special education enrollment	6,111
Federally funded Head Start enrollment '03-'04	19,431
State-funded Head Start enrollment	0

STATE PRE-K AND HEAD START ENROLLMENT AS PERCENTAGE OF TOTAL POPULATION



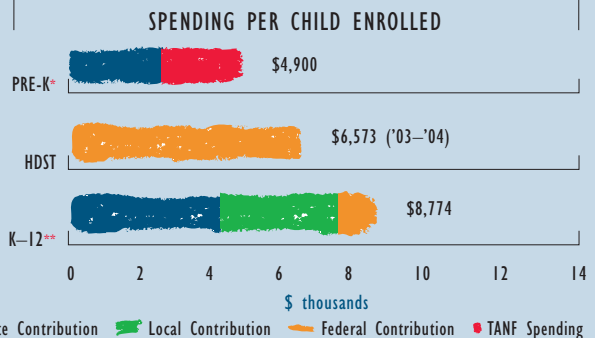
QUALITY STANDARDS CHECKLIST

POLICY	STATE PRE-K REQUIREMENT	BENCHMARK	DOES REQUIREMENT MEET BENCHMARK?
Early learning standards	Comprehensive	Comprehensive	<input checked="" type="checkbox"/>
Teacher degree	BA	BA	<input checked="" type="checkbox"/>
Teacher specialized training	Certificate in N, K, Pre-K, Pre-K — 3, or Early Intervention ⁴	Specializing in Pre-K	<input type="checkbox"/>
Assistant teacher degree	HSD or equivalent	CDA or equivalent	<input type="checkbox"/>
Teacher in-service	18 clock hours	At least 15 hours/year	<input checked="" type="checkbox"/>
Maximum class size		20 or lower	<input checked="" type="checkbox"/>
3-year-olds	NA		
4-year-olds	20		
Staff-child ratio		1:10 or better	<input checked="" type="checkbox"/>
3-year-olds	NA		
4-year-olds	1:10		
Screening/referral and support services	Vision, hearing, health; and support services ⁵	Vision, hearing, health; and at least 1 service	<input checked="" type="checkbox"/>
Meals	Lunch and snack	At least 1/day	<input checked="" type="checkbox"/>
Monitoring	Site visits and other monitoring	Site visits	<input checked="" type="checkbox"/>



RESOURCES

Total state Pre-K spending	\$35,000,000 ⁶
Local match required?	No
State spending per child enrolled	\$4,899 ⁷
State spending per 3-year-old	\$0
State spending per 4-year-old	\$559 ⁷



^{*} Pre-K programs may receive additional funds from federal or local sources that are not included in this figure.
^{**} K-12 expenditures include capital spending as well as current operating expenditures.

Data are for the '04-'05 school year, unless otherwise noted.

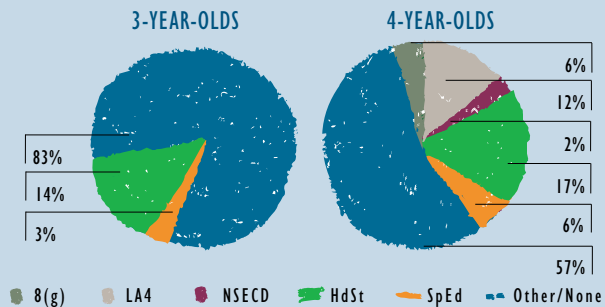
- This total does not include 167 students who were enrolled in LA4/Starting Points-funded classrooms, but whose families paid their tuition. It also does not include approximately 2,500 children whose before- and after-school enrichment services were funded by LA4.
- Some families with incomes above the income requirement may enroll their children and pay tuition.
- LA4/Starting Points funds also support before- and after-school services.
- Teachers may also qualify with any of the following: Elementary certificate and an Out-of-Field Authorization to Teach, a BA and a Temporary Authority to Teach, a Temporary Employment Permit, or an Out-of-State Provisional Certificate. Teachers qualifying under these conditions must be working toward obtaining a Louisiana teaching certificate specified in program requirements.
- Support services include two parent conferences, education services or job training for parents, parenting support or training, parent involvement activities, health services for children, information about nutrition, referral to social services, and referral for mental health issues.
- LA4 and Starting Points programs were supported by a total of \$18 million in state funds, as well as \$17 million in federal TANF funds that the state chose to direct toward prekindergarten.
- These estimates include both state and TANF funds.

LOUISIANA NONPUBLIC SCHOOLS EARLY CHILDHOOD DEVELOPMENT PROGRAM (NSECD)

ACCESS

Total state program enrollment - - - - - 1,485
 School districts that offer state program - 11% (private schools)
 Income requirement - - - - - 200% FPL
 Hours of operation - - - - - 10 hours/day, 5 days/week
 Operating schedule - - - - - Academic year
 Special education enrollment - - - - - 6,111
 Federally funded Head Start enrollment '03-'04 - - - - - 19,431
 State-funded Head Start enrollment - - - - - 0

STATE PRE-K AND HEAD START ENROLLMENT AS PERCENTAGE OF TOTAL POPULATION



QUALITY STANDARDS CHECKLIST

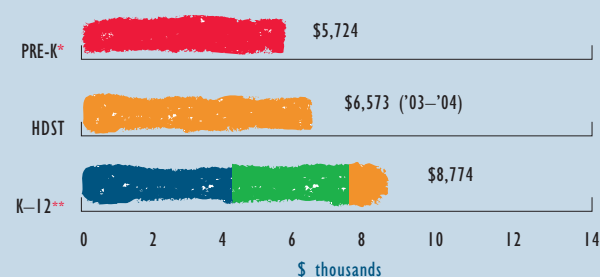
POLICY	STATE PRE-K REQUIREMENT	BENCHMARK	DOES REQUIREMENT MEET BENCHMARK?
Early learning standards	Comprehensive	Comprehensive	<input checked="" type="checkbox"/>
Teacher degree	BA	BA	<input checked="" type="checkbox"/>
Teacher specialized training	Degree in EE, K, or N; or 12 credits in CD ¹	Specializing in Pre-K	<input type="checkbox"/>
Assistant teacher degree	None	CDA or equivalent	<input type="checkbox"/>
Teacher in-service	18 clock hours ²	At least 15 hours/year	<input checked="" type="checkbox"/>
Maximum class size		20 or lower	<input checked="" type="checkbox"/>
3-year-olds	NA		
4-year-olds	20		
Staff-child ratio		1:10 or better	<input checked="" type="checkbox"/>
3-year-olds	NA		
4-year-olds	1:10		
Screening/referral and support services	Vision, hearing; and support services ³	Vision, hearing, health; and at least 1 service	<input type="checkbox"/>
Meals	Breakfast, lunch, and snack	At least 1/day	<input checked="" type="checkbox"/>
Monitoring	Site visits and other monitoring	Site visits	<input checked="" type="checkbox"/>



RESOURCES

Total state Pre-K spending - - - - - \$8,500,000⁴
 Local match required? - - - - - No
 State spending per child enrolled - - - - - \$5,724⁵
 State spending per 3-year-old - - - - - \$0
 State spending per 4-year-old - - - - - \$136⁵

SPENDING PER CHILD ENROLLED



* Pre-K programs may receive additional funds from federal or local sources that are not included in this figure.

** K-12 expenditures include capital spending as well as current operating expenditures.

Data are for the '04-'05 school year, unless otherwise noted.

State Contribution Local Contribution Federal Contribution TANF Spending

¹ As of the 2005-2006 program year, all new teachers must be certified in early childhood or elementary education, and all current uncertified teachers must have passed the Praxis and must enroll in an early childhood certification or add-on program.

² This requirement was effective with the 2004-2005 program year; in-service had not been required previously. Teachers are required to attend a 3-day curriculum training workshop.

³ Support services include two parent conferences, transition to kindergarten activities, and other specific locally determined services.

⁴ This funding total consists of federal TANF funds that the state has chosen to direct toward prekindergarten. There are no additional state funds.

⁵ These estimates are based on the state's use of federal TANF funds.

