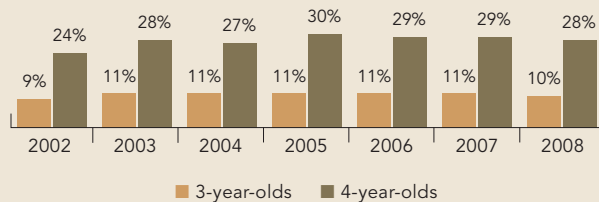
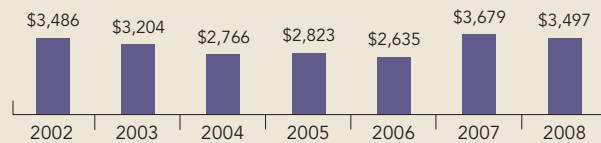


Kentucky

PERCENT OF STATE POPULATION ENROLLED



STATE SPENDING PER CHILD ENROLLED
(2008 DOLLARS)



In response to the Kentucky Education Reform Act of 1990, the Kentucky Preschool Program was established. All of the state's 4-year-olds and 3-year-olds with disabilities are eligible to participate in the program. Children who do not meet these eligibility requirements may also participate, but are funded by the district or tuition rather than the state. Eligibility was extended to additional children beginning with the 2006-2007 school year when income eligibility was raised from 130 percent of the federal poverty level (FPL) to 150 percent of FPL.

Funds for the Kentucky Preschool Program are allocated to local school districts through a school funding formula. School districts may contract with private child care centers, Head Start, and special education providers to offer preschool. In 2006-2007, Kentucky increased its biennium budget for state preschool education by \$23.5 million, leading to notable increases in per child spending.

In the 2006-2007 school year, the Kentucky Department of Education implemented a process to identify high-quality state-funded preschool classrooms, which are known as Classrooms of Excellence. Preschool teachers must complete a rigorous application process to qualify. This process includes intensive self-study, implementation of the early childhood standards, early childhood certification, and regional or national accreditation.

The Prichard Committee, with funding from Pre-K Now, created the Strong Start initiative in Kentucky during the 2008-2009 school year. This program aims to create public/private partnerships to make high-quality preschool available to all 3- and 4-year-olds from families with incomes up to 200 percent FPL.

Kentucky also passed the Kentucky Student Intervention, the state's version of Response to Intervention, which includes preschool. This new regulation requires programs to implement relevant, research-based instruction and interventions by qualified personnel.

ACCESS RANKINGS	
4-YEAR-OLDS	3-YEAR-OLDS
13	6

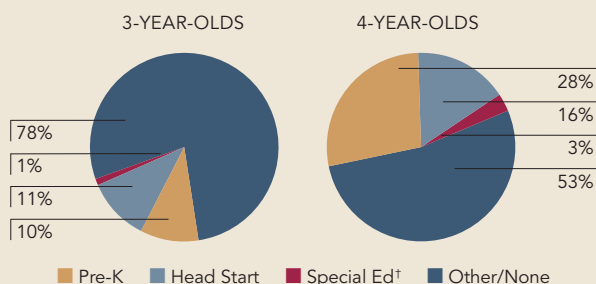
RESOURCES RANKINGS	
STATE SPENDING	ALL REPORTED SPENDING
23	19

KENTUCKY PRESCHOOL PROGRAM

ACCESS

Total state program enrollment	21,485 ¹
School districts that offer state program	100%
Income requirement	150% FPL
Hours of operation	2.5 hours/day, + meal time, 4 or 5 days/week
Operating schedule	Academic year
Special education enrollment	12,009 ²
Federally funded Head Start enrollment	14,774
State-funded Head Start enrollment	0

STATE PRE-K AND HEAD START ENROLLMENT AS PERCENTAGE OF TOTAL POPULATION



† This number represents children in special education who are not enrolled in state-funded pre-K or Head Start.

QUALITY STANDARDS CHECKLIST

POLICY	STATE PRE-K REQUIREMENT	BENCHMARK	DOES REQUIREMENT MEET BENCHMARK?
Early learning standards	Comprehensive	Comprehensive	<input checked="" type="checkbox"/>
Teacher degree	BA ³	BA	<input checked="" type="checkbox"/>
Teacher specialized training.....	Interdisciplinary ECE - Birth to K	Specializing in pre-K	<input checked="" type="checkbox"/>
Assistant teacher degree.....	HSD (public); None (nonpublic) ⁴	CDA or equivalent	<input type="checkbox"/>
Teacher in-service	28 clock hours	At least 15 hours/year	<input checked="" type="checkbox"/>
Maximum class size		20 or lower	<input checked="" type="checkbox"/>
3-year-olds	20		
4-year-olds	20		
Staff-child ratio		1:10 or better	<input checked="" type="checkbox"/>
3-year-olds	1:10		
4-year-olds	1:10		
Screening/referral	Vision, hearing, health, and support services	Vision, hearing, health; and at least 1 support service	<input checked="" type="checkbox"/>
Meals	Breakfast or lunch ⁶	At least 1/day	<input checked="" type="checkbox"/>
Monitoring	Other monitoring	Site visits	<input type="checkbox"/>

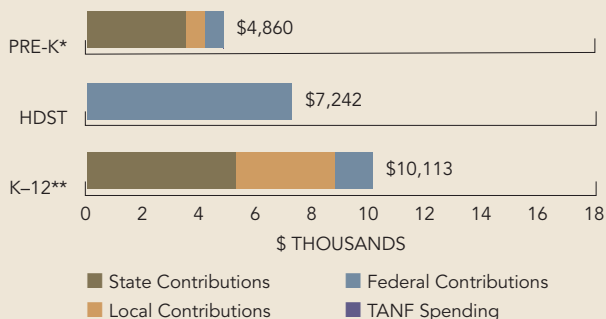
TOTAL BENCHMARKS MET

8

RESOURCES

Total state pre-K spending	\$75,127,000
Local match required?	No
State spending per child enrolled	\$3,497
All reported spending per child enrolled*	\$4,860

SPENDING PER CHILD ENROLLED



* Pre-K programs may receive additional funds from federal or local sources that are not included in this figure.

**K-12 expenditures include capital spending as well as current operating expenditures.

Data are for the '07-'08 school year, unless otherwise noted.

¹ This total includes a supplemental count of 1,136 3-year-olds who received preschool special education services after reaching their third birthday later than December 1. An additional 2,766 children who were not eligible for state funding were served using district funds or tuition; they are not counted here.

² Because the state pre-K program is interrelated with the state special education program, it is not possible to provide a unique special education enrollment count for Kentucky. The estimates for special education enrollment include some children also counted in the totals for state pre-K.

³ Teachers hired as lead teachers before 2004-2005 can hold a CDA or AA in child development. These teachers are allowed to remain in their current positions but may not transfer to other districts.

⁴ Beginning with the 2008-2009 school year, newly hired assistant teachers in nonpublic settings will be required to have a HSD or GED.

⁵ Support services include two annual parent conferences or home visits, education services or job training for parents, parenting support or training, parent involvement activities, health services for parents and children, information about nutrition, referral to social services, and transition to kindergarten activities.

⁶ Programs must offer at least one meal. Additional meals and/or snacks are determined locally.