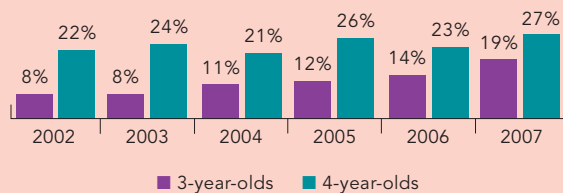
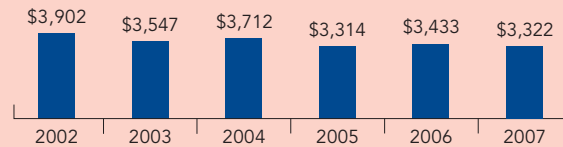


Illinois

PERCENT OF STATE POPULATION ENROLLED



STATE SPENDING PER CHILD ENROLLED
(2007 DOLLARS)



Illinois' first preschool initiative began as the Prekindergarten Program for At-Risk Children in 1985, in response to calls for education reform in the state. Since 1998, funds for the program have been provided through the state's Early Childhood Block Grant (ECBG), which supports prekindergarten and provides parent training and coordinated services for at-risk infants and toddlers. At least 11 percent of the block grant must be used to serve children age 3 and under. A new preschool initiative, Preschool for All, was established in 2006 with the goal of offering access to preschool for all 3- and 4-year-olds in the state.

Preschool for All is available in all counties in Illinois. All public school districts and private providers are encouraged to apply for grants. During expansion, programs serving children at risk for school failure are the first priority for new funding, followed by programs serving families earning up to four times the federal poverty level. Individual programs determine criteria for at-risk status, based on needs identified by districts or agencies in their grant proposals. Among the types of risk factors considered by districts are developmental delay, low parental education, poverty, history of abuse, neglect, or family violence, and exposure to drug or alcohol abuse in the family.

The Fiscal Year 2007 budget included a \$45 million increase in state funding and provided 10,000 additional slots for 3- to 5-year-olds. Over the next five years, Preschool for All is expected to expand to serve all 3- and 4-year-olds in the state whose parents wish them to attend. When Preschool for All is fully funded, it is expected that a total of 190,000 children will be served annually.

ACCESS RANKINGS	
4-YEAR-OLDS	3-YEAR-OLDS
12	1

RESOURCES RANKINGS	
STATE SPENDING	ALL REPORTED SPENDING
22*	27

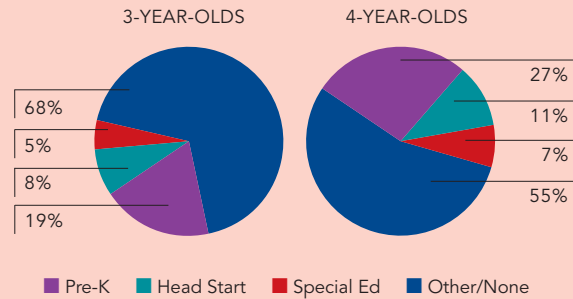
* In previous Yearbooks, only state spending was ranked.

ILLINOIS PRESCHOOL FOR ALL

ACCESS

Total state program enrollment.....	85,186
School districts that offer state program.....	78% ¹
Income requirement	None ²
Hours of operation	2.5 hours/day, 5 days/week ³
Operating schedule	Academic year
Special education enrollment	21,431
Federally funded Head Start enrollment.....	33,749
State-funded Head Start enrollment	0

STATE PRE-K AND HEAD START ENROLLMENT AS PERCENTAGE OF TOTAL POPULATION



QUALITY STANDARDS CHECKLIST

POLICY	STATE PRE-K REQUIREMENT	BENCHMARK	DOES REQUIREMENT MEET BENCHMARK?
Early learning standards	Comprehensive	Comprehensive	<input checked="" type="checkbox"/>
Teacher degree	BA	BA	<input checked="" type="checkbox"/>
Teacher specialized training	EC certificate ⁴	Specializing in pre-K	<input checked="" type="checkbox"/>
Assistant teacher degree	AA	CDA or equivalent	<input checked="" type="checkbox"/>
Teacher in-service.....	120 clock hours/5 years	At least 15 hours/year	<input checked="" type="checkbox"/>
Maximum class size		20 or lower	<input checked="" type="checkbox"/>
3-year-olds	20		
4-year-olds	20		
Staff-child ratio		1:10 or better	<input checked="" type="checkbox"/>
3-year-olds	1:10		
4-year-olds	1:10		
Screening/referral	Vision, hearing, health, developmental; and support services ⁵	Vision, hearing, health; and at least 1 support service	<input checked="" type="checkbox"/>
Meals	Snack	At least 1/day	<input type="checkbox"/>
Monitoring	Site visits and other monitoring	Site visits	<input checked="" type="checkbox"/>

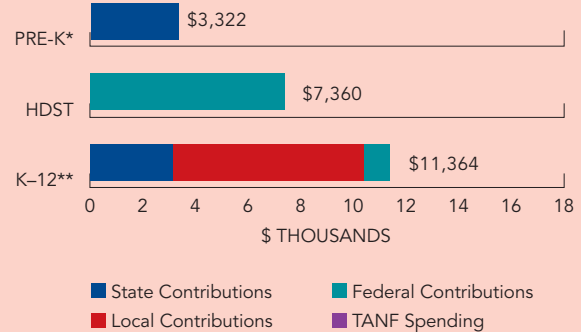
TOTAL BENCHMARKS MET

9

RESOURCES

Total state pre-K spending	\$283,020,000 ⁶
Local match required?.....	No
State spending per child enrolled.....	\$3,322
All reported spending per child enrolled*	\$3,322

SPENDING PER CHILD ENROLLED



* Pre-K programs may receive additional funds from federal or local sources that are not included in this figure.

**K-12 expenditures include capital spending as well as current operating expenditures.

Data are for the '06-'07 school year, unless otherwise noted.

¹ In addition to 78% of districts, programs are offered in 91 nonpublic school entities throughout the state.

² Eligibility criteria are determined locally, but low-income status may be one of the risk factors considered.

³ Some extended-day programs are located in child care centers.

⁴ The early childhood certificate covers ages 3 through 8.

⁵ Support services include education services or job training for parents, parenting support or training, parent involvement activities, referral to social services, and transition to kindergarten activities. The number of required annual parent conferences or home visits is locally determined.

⁶ This figure is an estimate of Early Childhood Block Grant spending directed toward prekindergarten services. The total amount of the block grant was \$318,000,000.