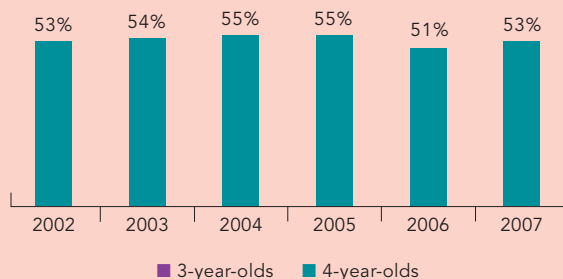
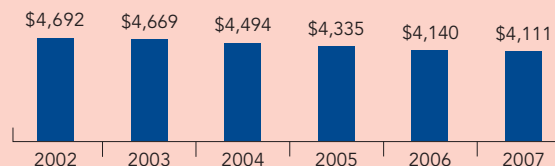


Georgia

PERCENT OF STATE POPULATION ENROLLED



STATE SPENDING PER CHILD ENROLLED
(2007 DOLLARS)



In 1995, Georgia became the first state to offer a pre-K program universally available to all 4-year-olds. The program had previously operated for two years but had not been available to all 4-year-olds in the state. Georgia's Pre-K Program provides services through a variety of settings including public schools, Head Start programs, private child care centers, state colleges and universities, faith-based organizations, and military facilities. The Pre-K Program is funded through Georgia Lottery funds. Funding is determined by the number of students in the class, teacher credentials, and the program zone (metropolitan or non-metropolitan area).

All Georgia Pre-K programs, regardless of setting, must follow the Bright from the Start Pre-K Operating Guidelines. Instruction is guided by Georgia's Pre-K Content Standards. These are aligned with the Georgia Performance Standards for Kindergarten and the Georgia Early Learning Standards for birth through age 3. Adherence to quality standards is assured through on-site program monitoring.

The Georgia Pre-K Child Assessment Program is based on the Work Sampling System developed by Dr. Samuel J. Meisels. The assessment was implemented statewide during the 2006-2007 school year. Teachers have been trained to effectively use the pre-K assessment to document and inform parents of children's progress and to individualize instruction. A progress report was also developed to use along with the assessment program and is given out to parents twice a year.

ACCESS RANKINGS	
4-YEAR-OLDS	3-YEAR-OLDS
3	None Served

RESOURCES RANKINGS	
STATE SPENDING	ALL REPORTED SPENDING
15*	22

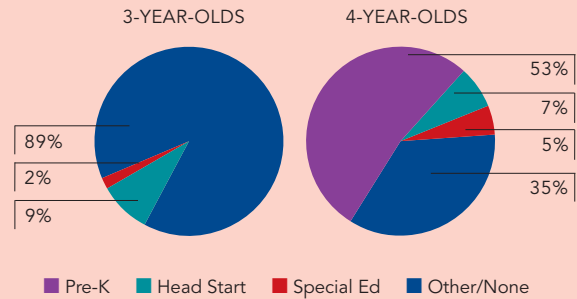
* In previous Yearbooks, only state spending was ranked.

GEORGIA PRE-K PROGRAM

ACCESS

Total state program enrollment.....	75,299
School districts that offer state program	100% (counties)
Income requirement	None
Hours of operation	6.5 hours/day, 5 days/week
Operating schedule	Academic year
Special education enrollment	10,126
Federally funded Head Start enrollment.....	21,639
State-funded Head Start enrollment	0

STATE PRE-K AND HEAD START ENROLLMENT AS PERCENTAGE OF TOTAL POPULATION



QUALITY STANDARDS CHECKLIST

POLICY	STATE PRE-K REQUIREMENT	BENCHMARK	DOES REQUIREMENT MEET BENCHMARK?
Early learning standards	Comprehensive	Comprehensive	<input checked="" type="checkbox"/>
Teacher degree	AA or Montessori diploma	BA	<input type="checkbox"/>
Teacher specialized training	Degree in ECE or meet Montessori requirements ¹	Specializing in pre-K	<input checked="" type="checkbox"/>
Assistant teacher degree	HSD ²	CDA or equivalent	<input type="checkbox"/>
Teacher in-service	15 clock hours	At least 15 hours/year	<input checked="" type="checkbox"/>
Maximum class size		20 or lower	<input checked="" type="checkbox"/>
3-year-olds	NA		
4-year-olds	20		
Staff-child ratio		1:10 or better	<input checked="" type="checkbox"/>
3-year-olds	NA		
4-year-olds	1:10		
Screening/ referral and support services	Vision, hearing, health, developmental, dental, immunizations; and support services ³	Vision, hearing, health; and at least 1 support service	<input checked="" type="checkbox"/>
Meals	Lunch ⁴	At least 1/day	<input checked="" type="checkbox"/>
Monitoring	Site visits and other monitoring	Site visits	<input checked="" type="checkbox"/>

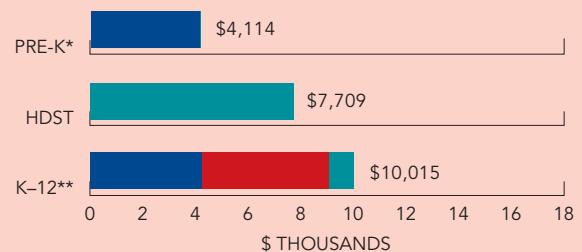
TOTAL BENCHMARKS MET

8

RESOURCES

Total state pre-K spending	\$309,579,333
Local match required?.....	No
State spending per child enrolled.....	\$4,111
All reported spending per child enrolled*	\$4,114

SPENDING PER CHILD ENROLLED



* Pre-K programs may receive additional funds from federal or local sources that are not included in this figure.

**K-12 expenditures include capital spending as well as current operating expenditures.

Data are for the '06-'07 school year, unless otherwise noted.

¹ Local school systems typically require that Pre-K teachers be certified.

² Beginning in the 2009 program year, the minimum requirement for teacher assistants will be a CDA.

³ Support services include two annual parent conferences or home visits, parenting support or training, parent involvement activities, health services for children, information about nutrition, transition to kindergarten activities, and special education through the Department of Education.

⁴ Snack requirements depend on the meal schedule used by each school. Breakfast is permissible.