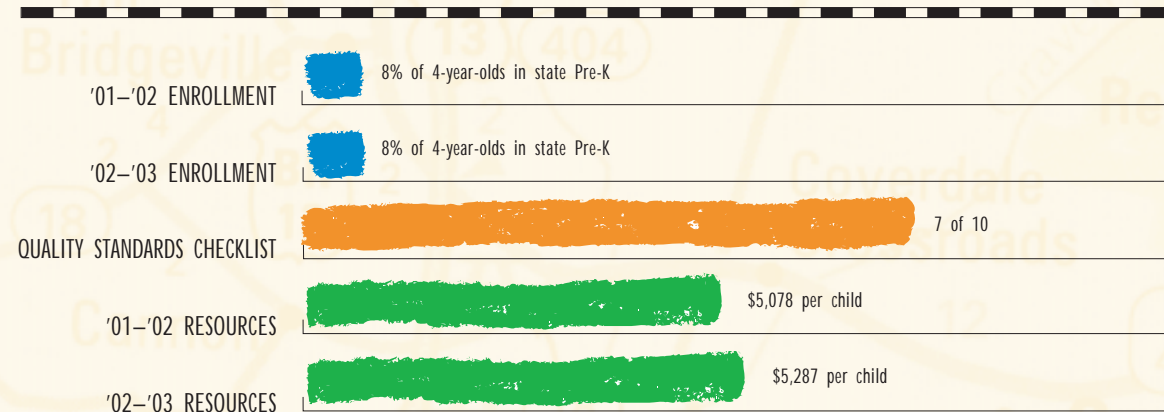


# Delaware



The Early Childhood Assistance Program (ECAP) was established in 1994 to increase the number of Head Start eligible children who have access to a comprehensive early childhood program during the year prior to kindergarten. The program follows the same comprehensive standards that apply to the federal Head Start program and serves 4-year-old children whose families have incomes below the federal poverty level. This initiative provides funding for public schools, Head Start programs, for-profit early care and education centers, and nonprofit community agencies to offer early childhood education programs. Some programs operate only with ECAP funds, while others combine ECAP and federal Head Start funds.

Delaware uses a continuous program improvement model that links four key improvement strategies: annual program self-assessment, on-site program monitoring, annual evaluations of child and family outcomes, and on-site technical assistance and training.

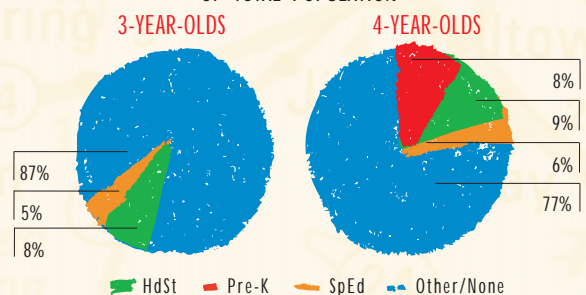
The Early Childhood Assistance Program received \$4,456,700 in 2002–2003 and served 843 4-year-olds.



## ACCESS

Total state program enrollment	843
School districts that offer state program	27%
Income requirement	100% FPL <sup>1</sup>
Hours of operation	Half-day, full-week
Operating schedule	Minimum of 160 days/year
Special education enrollment	1,098
Federally-funded Head Start enrollment	1,763
State-funded Head Start enrollment	843 <sup>2</sup>

STATE PRE-K AND HEAD START ENROLLMENT AS PERCENTAGE OF TOTAL POPULATION



## QUALITY STANDARDS CHECKLIST

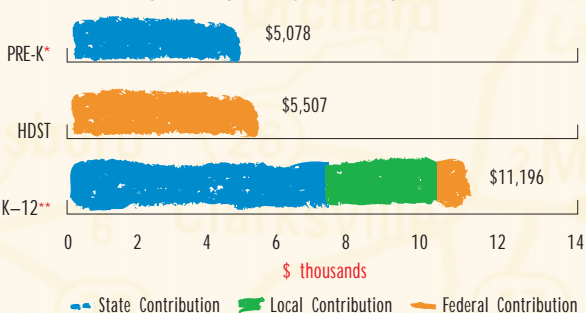
POLICY	STATE PRE-K REQUIREMENT	BENCHMARK	DOES REQUIREMENT MEET BENCHMARK?
Curriculum standards	None	Comprehensive	<input type="checkbox"/>
Teacher degree requirement	CDA	BA	<input type="checkbox"/>
Teacher specialized training requirement	Meets CDA requirements	Specializing in EC	<input checked="" type="checkbox"/>
Assistant teacher degree requirement	HSD	CDA or equivalent	<input type="checkbox"/>
Teacher in-service requirement	15 clock hours <sup>3</sup>	At least 15 hours/year	<input checked="" type="checkbox"/>
Maximum class size		20 or lower	<input checked="" type="checkbox"/>
3-year-olds	NA		
4-year-olds	20		
Staff-child ratio		1:10 or better	<input checked="" type="checkbox"/>
3-year-olds	NA		
4-year-olds	1:10		
Screening/referral requirements	Vision, hearing, and health	Vision, hearing, and health	<input checked="" type="checkbox"/>
Family support service requirements	Family support services and 4 parent conferences	At least 1 service	<input checked="" type="checkbox"/>
Meal requirements	Breakfast and lunch	At least 1/day	<input checked="" type="checkbox"/>



## RESOURCES

Total state Pre-K spending	\$4,280,700
Local match required?	No
State spending per child enrolled	\$5,078
State Head Start spending	\$4,280,700 <sup>4</sup>
State spending per 3-year-old	\$0
State spending per 4-year-old	\$404

SPENDING PER CHILD ENROLLED



\* Pre-K programs may receive additional funds from federal or local sources that are not included in this figure.

\*\* K-12 expenditures include capital spending as well as current operating expenditures.

Data are for the '01-'02 school year, unless otherwise noted.

<sup>1</sup> Up to 10% of the population served may be above the federal poverty level.

<sup>2</sup> This number represents ECAP enrollment. All state-funded Head Start enrollment is through ECAP.

<sup>3</sup> The in-service requirement reported is necessary to meet state child care licensing standards. There is no specified annual professional development requirement for ECAP.

<sup>4</sup> ECAP is a state-funded Head Start model. All state Pre-K spending is therefore directed toward Head Start programs.