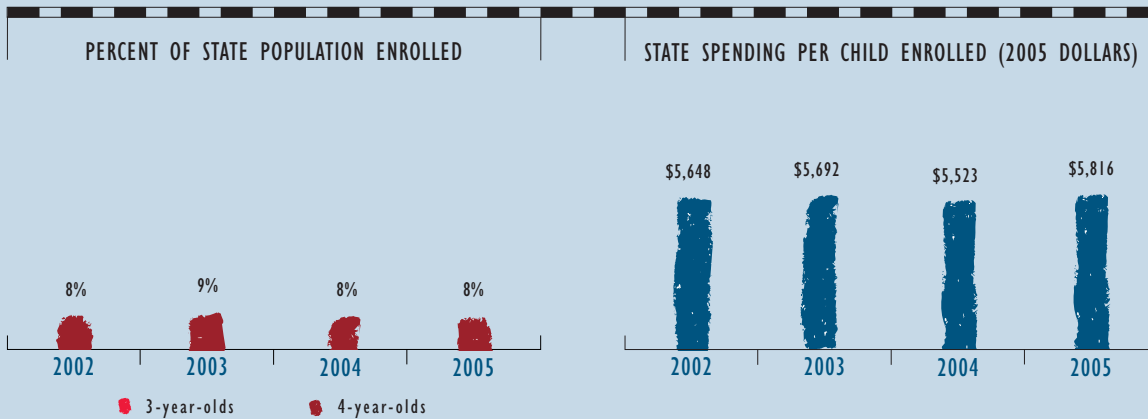


Delaware



Established in 1994, Delaware’s Early Childhood Assistance Program (ECAP) was created in order to offer comprehensive early childhood services to a greater number of the state’s 4-year-olds. The state provides ECAP funds to Head Start programs, public schools, nonprofit agencies, and private child care centers. Regardless of the setting where services are offered, all programs follow the federal Head Start Program Performance Standards and offer the same comprehensive services as the federal Head Start program. As in Head Start, 90 percent of ECAP participants must come from families below the federal poverty line; other participants have identified disabilities or risk factors as established through community assessment. One difference between the state program and Head Start is that ECAP only serves 4-year-olds and not younger children.

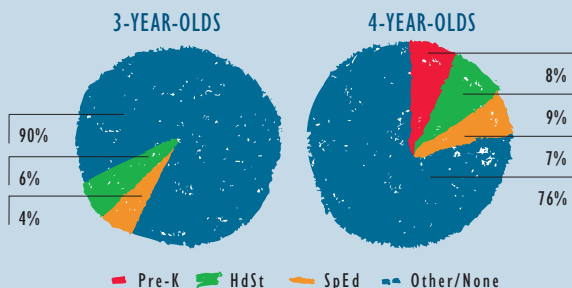
In August 2003, the Delaware Early Learning Foundations were adopted, providing a curriculum framework for instructional planning in preschool. The Foundations are mandated for all state-funded prekindergarten programs and are aligned with the state’s K-12 standards and performance indicators.



ACCESS

Total state program enrollment	843
School districts that offer state program	100% (counties)
Income requirement	90% of children must be below 100% FPL
Hours of operation	4 hours/day, 5 days/week
Operating schedule	Academic year
Special education enrollment	1,109
Federally funded Head Start enrollment '03-'04	1,602
State-funded Head Start enrollment	843 ¹

STATE PRE-K AND HEAD START ENROLLMENT AS PERCENTAGE OF TOTAL POPULATION



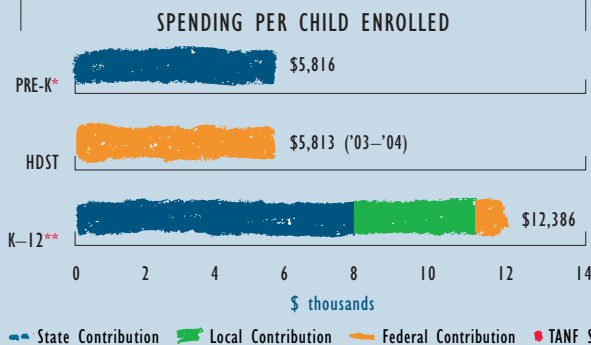
QUALITY STANDARDS CHECKLIST

POLICY	STATE PRE-K REQUIREMENT	BENCHMARK	DOES REQUIREMENT MEET BENCHMARK?
Early learning standards	Comprehensive	Comprehensive	<input checked="" type="checkbox"/>
Teacher degree	CDA	BA	<input type="checkbox"/>
Teacher specialized training	Meets CDA requirements	Specializing in Pre-K	<input checked="" type="checkbox"/>
Assistant teacher degree	HSD	CDA or equivalent	<input type="checkbox"/>
Teacher in-service	15 clock hours ²	At least 15 hours/year	<input checked="" type="checkbox"/>
Maximum class size		20 or lower	<input checked="" type="checkbox"/>
3-year-olds	NA		
4-year-olds	20		
Staff-child ratio		1:10 or better	<input checked="" type="checkbox"/>
3-year-olds	NA		
4-year-olds	1:10		
Screening/referral and support services	Vision, hearing, health, behavioral, and developmental; and support services ³	Vision, hearing, health; and at least 1 service	<input checked="" type="checkbox"/>
Meals	Breakfast and lunch	At least 1/day	<input checked="" type="checkbox"/>
Monitoring	Site visits and other monitoring	Site visits	<input checked="" type="checkbox"/>



RESOURCES

Total state Pre-K spending	\$4,903,200
Local match required?	No
State Head Start spending	\$4,903,200 ⁴
State spending per child enrolled	\$5,816
State spending per 3-year-old	\$0
State spending per 4-year-old	\$480



* Pre-K programs may receive additional funds from federal or local sources that are not included in this figure.

** K-12 expenditures include capital spending as well as current operating expenditures.

Data are for the '04-'05 school year, unless otherwise noted.

¹ This number represents ECAP enrollment. All state-funded Head Start enrollment is through ECAP.

² This represents the requirement to meet state child care licensing standards. There is no specific ECAP requirement.

³ Support services include four annual parent conferences or home visits, education services or job training for parents, parenting support or training, parent involvement activities, health services for children, information about nutrition, referral to social services, transition to kindergarten activities, and medical and dental services.

⁴ ECAP is a state-funded Head Start model. All state pre-K spending is therefore directed toward Head Start programs.