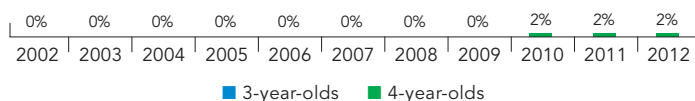



# Alaska

PERCENT OF STATE POPULATION ENROLLED



STATE SPENDING PER CHILD ENROLLED (2012 DOLLARS)



Since the 2009-2010 school year, the Alaska Pilot Pre-Kindergarten Project (AP3) has been available to 4-year-olds in six school districts through competitive grants. Half-day programs are provided by grantees, as well as outreach to those families choosing in-home care for preschoolers. Funding is awarded to public schools that may in turn subcontract with faith-based settings, family child care centers, Head Start programs, and private child care centers. A majority of programs operate in blended public school and Head Start programs.

Alaska's pre-K program eligibility requirements share similarities with the federal Head Start guidelines with eligibility based on family income at or below 100 percent of the federal poverty level. However, if space allows, programs can take a maximum of 35 percent of children from families between 100 and 130 percent FPL.

Renamed the Alaska Pre-Kindergarten Program, the pre-K program transitioned from pilot status in the 2011-2012 school year with a scheduled funding change and re-competition for state grants in fiscal year 2013. For the 2012-2013 school year, the state pre-K program has a total budget of \$2.5 million and serves children in eight districts.

During the 2011-2012 school year, the Teaching Strategies Gold assessment was piloted by the state three times per year in two-thirds of the programs. The state plans to require its use for all grantees in the new competition. An evaluation of the AP3 program was completed in the 2010-2011 school year, measuring process quality as well as program impact and child outcomes based on pre- and post-assessments using the DIAL II, PPVT, and ECERS instruments.

Since the 1980s, Alaska has offered a supplement to federally recognized Head Start programs. The funding is part of an effort to improve program quality through school readiness activities and professional development. The funds also provide access to additional children and families whenever possible. State funding through Alaska's Head Start supplement totaled \$7.2 million in the 2011-2012 school year.

ACCESS RANKINGS	
4-YEAR-OLDS	3-YEAR-OLDS
38	None Served

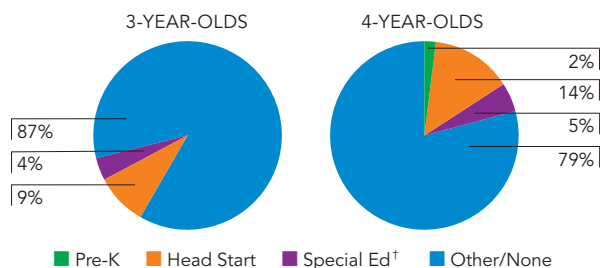
RESOURCES RANKINGS	
STATE SPENDING	ALL REPORTED SPENDING
4	8

## ALASKA PRE-KINDERGARTEN PROGRAM

### ACCESS

Total state program enrollment .....	211
School districts that offer state program .....	11%
Income requirement .....	100% FPL <sup>1</sup>
Hours of operation .....	3 to 5 hours/day, 4 or 5 days/week <sup>2</sup>
Operating schedule .....	Academic year
Special education enrollment .....	1,199
Federal Head Start enrollment, ages 3 & 4 .....	2,459
State-funded Head Start enrollment.....	0

STATE PRE-K AND HEAD START ENROLLMENT AS PERCENTAGE OF TOTAL POPULATION



<sup>†</sup> This is an estimate of children in special education who are not enrolled in state-funded pre-K or Head Start.

### QUALITY STANDARDS CHECKLIST

POLICY	STATE PRE-K REQUIREMENT	BENCHMARK	DOES REQUIREMENT MEET BENCHMARK?
Early learning standards .....	Comprehensive .....	Comprehensive	<input checked="" type="checkbox"/>
Teacher degree .....	BA <sup>3</sup> .....	BA	<input checked="" type="checkbox"/>
Teacher specialized training .....	ECE endorsement <sup>3</sup> .....	Specializing in pre-K	<input checked="" type="checkbox"/>
Assistant teacher degree .....	AA <sup>3</sup> .....	CDA or equivalent	<input checked="" type="checkbox"/>
Teacher in-service.....	6 credit hours/5 years .....	At least 15 hours/year	<input checked="" type="checkbox"/>
Maximum class size .....	.....	20 or lower	<input checked="" type="checkbox"/>
3-year-olds .....	NA .....		
4-year-olds .....	20 .....		
Staff-child ratio .....	.....	1:10 or better	<input checked="" type="checkbox"/>
3-year-olds .....	NA .....		
4-year-olds .....	1:10 .....		
Screening/referral.....	Vision, hearing, health, developmental; and support services .....	Vision, hearing, health; and at least 1 support service	<input checked="" type="checkbox"/>
Meals .....	Breakfast or lunch and one snack .....	At least 1/day	<input checked="" type="checkbox"/>
Monitoring .....	Site visits and other monitoring .....	Site visits	<input checked="" type="checkbox"/>

TOTAL BENCHMARKS MET

10

### RESOURCES

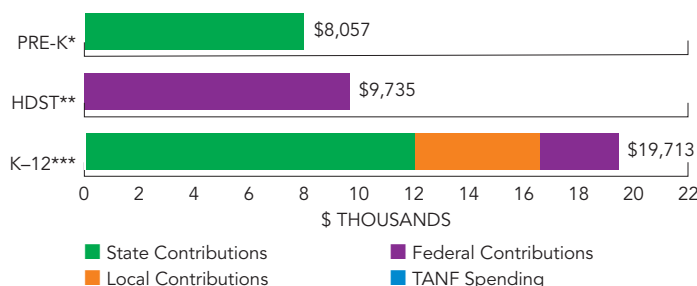
Total state pre-K spending .....	\$1,700,000
Local match required? .....	No
State Head Start spending .....	\$7,299,200 <sup>5</sup>
State spending per child enrolled .....	\$8,057
All reported spending per child enrolled* .....	\$8,057

\* Pre-K programs may receive additional funds from federal or local sources that are not included in this figure.

\*\* Head Start per-child spending for the 2011-2012 year includes funding only for 3- and 4-year-olds served. Past years' figures have unintentionally included funds for Early Head Start.

\*\*\* K-12 expenditures include capital spending as well as current operating expenditures. Data are for the '11-'12 school year, unless otherwise noted.

SPENDING PER CHILD ENROLLED



<sup>1</sup> Mirroring federal Head Start guidelines, up to 35 percent of enrollment may be children whose family incomes are between 100 and 130 percent FPL after priority is given to children at or below 100 percent FPL.

<sup>2</sup> All programs are part day and must operate for at least 3 hours per day, but cannot operate for more than 5 hours per day. Programs operate for 4 or 5 days per week, for a minimum of 14 hours per week, though the actual schedule is determined locally.

<sup>3</sup> Teachers must be state certified with a BA in ECE or a related field or specialized training in a related field, and assistant teachers must have an AA in ECE or a related field.

<sup>4</sup> All programs follow state pre-elementary statute and regulations. School districts partnering with Head Start programs must follow federal Head Start requirements. Support services include parenting support or training, health services for children, and nutrition information.

<sup>5</sup> Alaska's state Head Start funds are used to enhance Head Start services and improve quality.