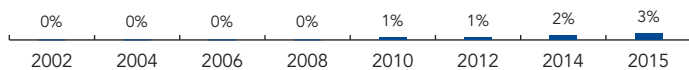
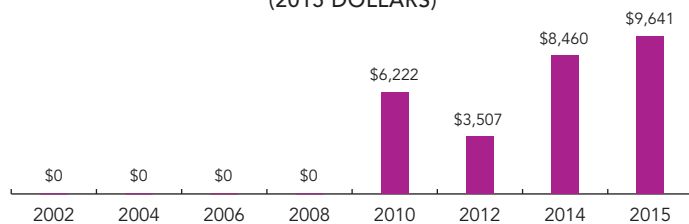


Rhode Island

PERCENT OF STATE POPULATION ENROLLED*



STATE SPENDING PER CHILD ENROLLED* (2015 DOLLARS)



The Rhode Island State Pre-Kindergarten Program was launched in the fall of 2009. The program is available to all children in each participating community who are 4 years old by September 1, though enrollment is determined by a lottery. Public schools, private child care, and Head Start programs are eligible to apply to the competitive Request for Proposal process, conducted by the Rhode Island Department of Education.

Funding for the Rhode Island State Pre-Kindergarten Program is included in the state’s school funding formula. The Rhode Island Education Aid Foundation Formula, approved in 2010, phases in expanded access to high-quality pre-K, starting with communities that have a high proportion of children eligible for free and reduced-price lunch. The phased-in approach, investing \$10 million over 10 years, will ensure that pre-K expansion creates high-quality learning programs; improves access for the students who need it the most; and assures a smooth transition between early childhood and K–12 programs. In Fiscal Year 2015, The Rhode Island General Assembly increased its investment in the Rhode Island State Pre-Kindergarten Program by \$1 million. This resulted in the enrollment of an additional 162 children for the year, for a total of 306 participating children.

State Pre-K teachers must have a bachelor’s degree with an early childhood teaching certificate. The Rhode Island Department of Elementary and Secondary Education provides training and technical assistance on an ongoing basis. The Rhode Island Pre-Kindergarten Program has been assessed for both process quality and program impact/child outcomes, including classroom quality and child outcomes in literacy, arithmetic, and social-emotional development.

Rhode Island was one of nine states to receive a grant in the first round of the federal Race to the Top–Early Learning Challenge. Some of the funds go towards improving the quality of early childhood education programs in high-needs communities. The state is also gathering data on children’s access to early learning opportunities and will link it with kindergarten entry assessment data. Future policy and funding choices will be influenced by findings from an early learning data system. RTT-ELC funds will also be used to provide comprehensive, high-quality professional development, and technical assistance. In 2014, Rhode Island was awarded a competitive federal Preschool Development Grant for \$2.3 million to expand access to its high-quality State Pre-K Program in the fall of 2015. Through the Department of Human Services, Rhode Island also complements the federal Head Start program with state funding to provide additional spaces for children. Funding for this program has remained static for several years.

Information about recruitment and enrollment is required to be provided to families in their home language and dual language learners (DLLs) are required to be assessed in their home language. Rhode Island provides few other supports for DLLs in the State Pre-K program.

Teachers in the State Pre-K program do not have salary parity with K–3 teachers. However, teachers in public schools are covered by a collective bargaining agreement. Teachers also can receive loan-forgiveness, job embedded professional development, and paid planning time.

ACCESS RANKINGS	
4-YEAR-OLDS	3-YEAR-OLDS
41	None Served

RESOURCES RANKINGS	
STATE SPENDING	ALL REPORTED SPENDING
3	5

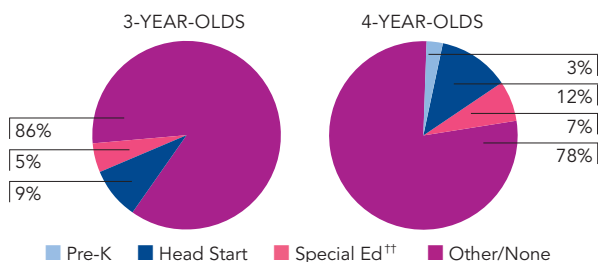
POLICIES TO SUPPORT	
DUAL LANGUAGE LEARNERS	WORKFORCE
✓	✓

RHODE ISLAND STATE PREKINDERGARTEN PROGRAM

ACCESS

Total state program enrollment	306
School districts that offer state program	20% (cities/towns)
Income requirement	No income requirement
Hours of operation	6 hours/day, 5 days/week
Operating schedule	School or academic year
Special education enrollment, ages 3 and 4	1,737
Federally funded Head Start enrollment, ages 3 and 4	2,134
State-funded Head Start enrollment, ages 3 and 4	130

STATE PRE-K AND HEAD START ENROLLMENT AS PERCENTAGE OF TOTAL POPULATION



†† Estimates children in special education not also enrolled in state pre-K or Head Start.

QUALITY STANDARDS CHECKLIST

POLICY	STATE PRE-K REQUIREMENT	BENCHMARK	DOES REQUIREMENT MEET BENCHMARK?
Early learning standards	Comprehensive	Comprehensive	<input checked="" type="checkbox"/>
Teacher degree	BA	BA	<input checked="" type="checkbox"/>
Teacher specialized training	Early Childhood certification	Specializing in pre-K	<input checked="" type="checkbox"/>
Assistant teacher degree	HSD plus 12 college credits in ECE	CDA or equivalent	<input checked="" type="checkbox"/>
Teacher in-service	20 clock hours/year	At least 15 hours/year	<input checked="" type="checkbox"/>
Maximum class size	20 or lower		<input checked="" type="checkbox"/>
3-year-olds	NA		
4-year-olds	18		
Staff-child ratio	1:10 or better		<input checked="" type="checkbox"/>
3-year-olds	NA		
4-year-olds	1:9		
Screening/referral and support services	Vision; hearing; height/weight; blood pressure; immunizations; psychosocial/behavior; dental; developmental; full physical exam; and support services	Vision, hearing, health; and at least 1 support service	<input checked="" type="checkbox"/>
Meals	Lunch; snack	At least 1/day	<input checked="" type="checkbox"/>
Monitoring	Site visits and other monitoring	Site visits	<input checked="" type="checkbox"/>

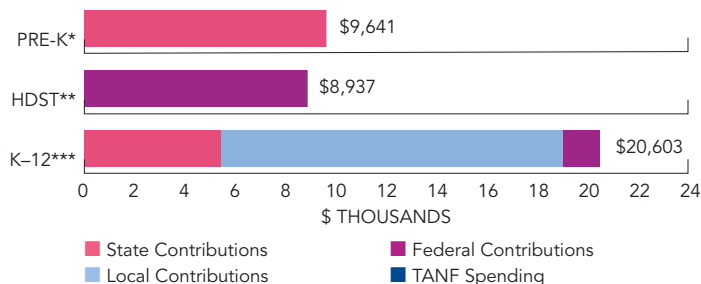
TOTAL BENCHMARKS MET

10

RESOURCES

Total state pre-K spending	\$2,950,000
Local match required?	No
State Head Start spending	\$800,000
State spending per child enrolled	\$9,641
All reported spending per child enrolled*	\$9,641

SPENDING PER CHILD ENROLLED



* Pre-K programs may receive additional funds from federal or local sources that are not included in this figure.

** Head Start per-child spending for the 2014-2015 year includes funding only for 3- and 4-year-olds served. Past years' figures have unintentionally included funds for Early Head Start.

*** K-12 expenditures include capital spending as well as current operating expenditures. Data are for the '14-'15 school year, unless otherwise noted.