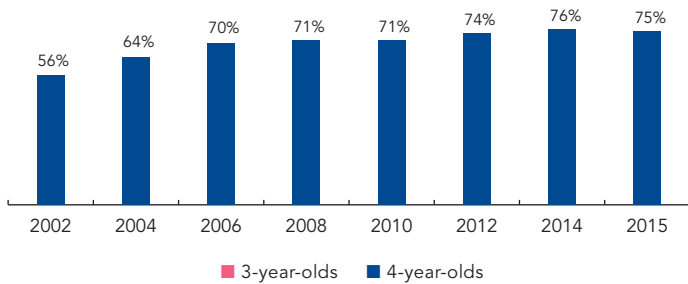
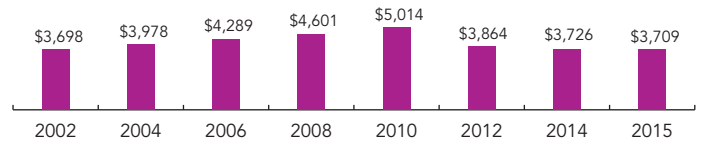


Oklahoma

PERCENT OF STATE POPULATION ENROLLED*



STATE SPENDING PER CHILD ENROLLED* (2015 DOLLARS)



Oklahoma started its Early Childhood Four-Year-Old Program in 1980 with the intent of serving all 4-year-olds in the state. In 1990, the program received statewide funding for 4-year-olds eligible for the federal Head Start program, but local areas could choose to serve additional 4-year-olds through local funds or tuition. In 1998, Oklahoma became the second state in the nation to provide free preschool for all 4-year-olds, with 99% of school districts providing availability for the program.

Through the state's school finance formula, public school districts receive funding for the Early Childhood Four-Year-Old Program. A per-pupil rate, calculated using the age of the child and the length of the program day, is used to repay districts. Districts can support other centers by placing public school teachers in child-care centers, Head Start settings, and community-based programs. Children in these sites receive the same services as children in public school locations, and are considered public school enrollees.

Oklahoma includes data on home language of children in the state's pre-K database on home language, ethnicity, and migrant status. The state allocates extra funds to provide additional resources for children considered to be dual language learners, including providing professional development to teachers regarding best practices. These supports include two ELL program specialists on staff at the state Department of Education who provide professional development to districts with ELL populations by request.

The state also requires salary parity for lead preschool teachers, and lead teachers in public schools must be paid on the same salary schedule as K-3 teachers. Additionally, lead teachers in public school settings receive the same fringe benefits as K-3 teachers.

Oklahoma is currently revising its pre-K-12 standards for English Language Arts and Math.

ACCESS RANKINGS	
4-YEAR-OLDS	3-YEAR-OLDS
4	None Served

RESOURCES RANKINGS	
STATE SPENDING	ALL REPORTED SPENDING
28	10

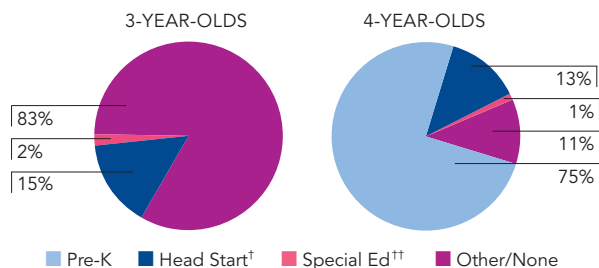
POLICIES TO SUPPORT	
DUAL LANGUAGE LEARNERS	WORKFORCE
✓	✓

OKLAHOMA EARLY CHILDHOOD FOUR-YEAR-OLD PROGRAM

ACCESS

Total state program enrollment	40,085
School districts that offer state program.....	99% (school districts)
Income requirement.....	No income requirement
Hours of operation.....	6 hours/day, 5 days/week
Operating schedule	School and academic year
Special education enrollment, ages 3 and 4	4,328
Federally funded Head Start enrollment, ages 3 and 4	14,660
State-funded Head Start enrollment, ages 3 and 4	0

STATE PRE-K AND HEAD START ENROLLMENT AS PERCENTAGE OF TOTAL POPULATION



† Some Head Start children may also be counted in state pre-K.
 †† Estimates children in special education not also enrolled in state pre-K or Head Start.

QUALITY STANDARDS CHECKLIST

POLICY	STATE PRE-K REQUIREMENT	BENCHMARK	DOES REQUIREMENT MEET BENCHMARK?
Early learning standards	Comprehensive	Comprehensive	<input checked="" type="checkbox"/>
Teacher degree	BA	BA	<input checked="" type="checkbox"/>
Teacher specialized training	Four-year-olds and younger; EC Certification	Specializing in pre-K at least 1 support service	<input checked="" type="checkbox"/>
Assistant teacher degree.....	HSD or equivalent	CDA or equivalent	<input type="checkbox"/>
Teacher in-service	None	At least 15 hours/year	<input type="checkbox"/>
Maximum class size.....		20 or lower	<input checked="" type="checkbox"/>
3-year-olds	NA		
4-year-olds.....	20		
Staff-child ratio		1:10 or better	<input checked="" type="checkbox"/>
3-year-olds	NA		
4-year-olds	1:10		
Screening/referral.....	Vision; hearing; immunizations; and support services	Vision, hearing, health; and at least 1 support service	<input checked="" type="checkbox"/>
Meals.....	Lunch	At least 1/day	<input checked="" type="checkbox"/>
Monitoring	Site visits and other monitoring	Site visits	<input checked="" type="checkbox"/>

TOTAL BENCHMARKS MET

8

RESOURCES

Total state pre-K spending	\$148,690,138
Local match required?	No
State spending per child enrolled	\$3,709
All reported spending per child enrolled*.....	\$7,782

* Pre-K programs may receive additional funds from federal or local sources that are not included in this figure.
 ** Head Start per-child spending for the 2014-2015 year includes funding only for 3- and 4-year-olds served. Past years' figures have unintentionally included funds for Early Head Start.
 *** K-12 expenditures include capital spending as well as current operating expenditures. Data are for the '14-'15 school year, unless otherwise noted.

SPENDING PER CHILD ENROLLED

