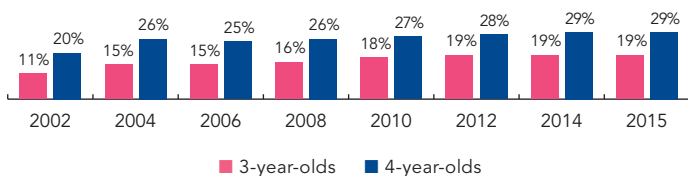


New Jersey

PERCENT OF STATE POPULATION ENROLLED*



STATE SPENDING PER CHILD ENROLLED*
(2015 DOLLARS)



The state of New Jersey funds three preschool programs. The largest and most intensive of the programs, formerly known as the Abbott Preschool Program, served 43,177 children in 35 school districts during the 2014-2015 school year. The New Jersey Department of Education (DOE) provides funding to eligible districts to provide the program to all resident 3- and 4-year-olds who choose to enroll. Private child-care centers or Head Start programs that meet state standards may contract with districts to deliver services. Abbott districts also receive supplemental child care subsidy funds from the state Department of Human Services (DHS) to provide extended-day and extended-year services to eligible families. Changes in DHS eligibility requirements, however, have reduced the number of programs offering wraparound options, resulting in fewer children receiving wraparound services. When the school funding formula went into effect in 2008-2009, a “hold harmless” article was put in place, which requires that former Abbott districts receive no less in preschool aid from the DOE than they did in the 2008-2009 school year.

The Non-Abbott Early Childhood Program Aid (ECPA) program is required only in districts where 20 to 40% of children meet the criteria for free or reduced-price lunch services. Enrollment in ECPA programs continues to decline, despite increased financial support for the third consecutive year; however, several former ECPA districts in the 2015-2016 school year will be participating in the federal Preschool Expansion Grant. Enrollment changes in these districts over the course of the next four years are expected, with additional children and/or movement from half- to full-day programs.

The third program, formerly known as the Early Launch to Learning Initiative (ELLI), was established in 2004, as part of New Jersey’s efforts to offer access to high-quality prekindergarten education to all of the state’s low-income 4-year-olds. Initially, all Non-Abbott districts were eligible to apply for funds; however, new districts have been unable to apply in recent years due to limited funds. During the 2014-2015 school year, 24 districts offered the ELLI program to 631 children, an increase compared to the previous year. Funding for the ELLI program has remained the same since the 2008-2009 school year.

In 2013, New Jersey was one of five states funded in the third round of the federal Race to the Top—Early Learning Challenge, and was awarded \$44.3 million over four years. In 2014, New Jersey was awarded a competitive federal Preschool Development Grant for \$17.5 million annually for four years, subject to federal appropriations.

New Jersey’s funding formula for preschool includes funding for services to children who are considered to be dual language learners. Data on home languages of children enrolled in all three programs are included in the state preschool database on home language, ethnicity, and migrant status. In order to best serve DLL children and families in the state, both teachers and program administrators are required to possess qualifications for working with DLL children and families.

New Jersey requires salary parity for teachers and teacher assistants in contracted center-based programs, and that preschool teachers are paid on the same salary schedule as K-3 teachers for both lead and assistant teachers in the preschool programs. They are also given the same amount of planning and professional development time as K-3 teachers. Additional supports for lead and assistant teachers are locally determined.

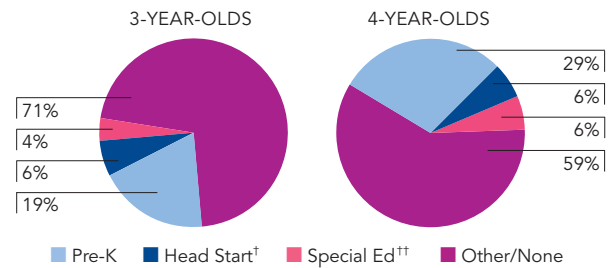
In order to present the contributions New Jersey makes to preschool education throughout its three separate programs, summary information reflecting the state’s overall commitment to preschool is first presented, where enrollment and state spending for the former Abbott, ECPA, and ELLI programs are combined to demonstrate a comprehensive state profile. Next, we present specific details about each initiative in the state. The third page of this profile focuses exclusively on the former Abbott program, the fourth page on the former ECPA program, and the final page on the former ELLI program.

STATE OVERVIEW

ACCESS

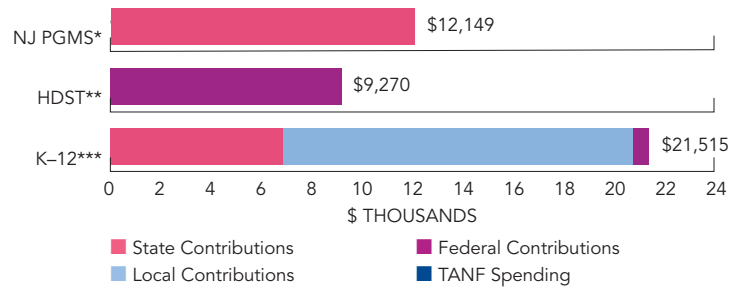
Total state program enrollment	51,033
Total state spending	\$619,992,300
State spending per child enrolled	\$12,149
All reported spending per child enrolled*	\$12,149

STATE PRE-K AND HEAD START ENROLLMENT AS PERCENTAGE OF TOTAL POPULATION



† Some Head Start children may also be counted in state pre-K.
 †† Estimates children in special education not also enrolled in state pre-K or Head Start.

SPENDING PER CHILD ENROLLED



* Pre-K programs may receive additional funds from federal or local sources that are not included in this figure.
 ** Head Start per-child spending for the 2014-2015 year includes funding only for 3- and 4-year-olds served. Past years' figures have unintentionally included funds for Early Head Start.
 *** K-12 expenditures include capital spending as well as current operating expenditures. Data are for the '14-'15 school year, unless otherwise noted.

ACCESS RANKINGS	
4-YEAR-OLDS	3-YEAR-OLDS
19	5

RESOURCES RANKINGS	
STATE SPENDING	ALL REPORTED SPENDING
2	2

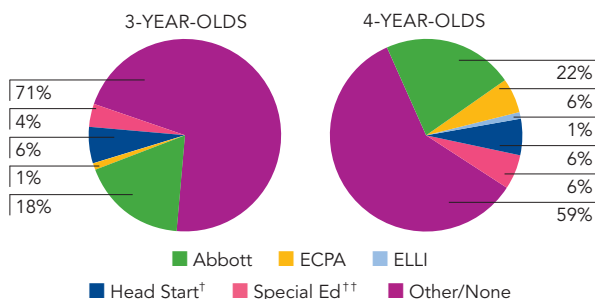
POLICIES TO SUPPORT	
DUAL LANGUAGE LEARNERS	WORKFORCE
+	✓ / -

NEW JERSEY FORMER ABBOTT PRESCHOOL PROGRAM

ACCESS

Total state program enrollment	43,177
School districts that offer state program.....	6% (school districts)
Income requirement.....	No income requirement ¹
Hours of operation.....	6 hours/day, 5 days/week
Operating schedule	School or academic year
Special education enrollment, ages 3 and 4	11,482
Federally funded Head Start enrollment, ages 3 and 4	13,258
State-funded Head Start enrollment, ages 3 and 4	0

STATE PRE-K AND HEAD START ENROLLMENT AS PERCENTAGE OF TOTAL POPULATION



[†] Some Head Start children may also be counted in state pre-K.
^{††} Estimates children in special education not also enrolled in state pre-K or Head Start.

QUALITY STANDARDS CHECKLIST

POLICY	STATE PRE-K REQUIREMENT	BENCHMARK	DOES REQUIREMENT MEET BENCHMARK?
Early learning standards	Comprehensive	Comprehensive	<input checked="" type="checkbox"/>
Teacher degree	BA	BA	<input checked="" type="checkbox"/>
Teacher specialized training	P-3 certificate; K-5 certificate; Teacher of Students with Disabilities; Nursery school; Teacher of the Deaf or Hard of Hearing; Handicapped; or Blind/Partially Sighted	Specializing in pre-K	<input checked="" type="checkbox"/>
Assistant teacher degree.....	HSD	CDA or equivalent	<input type="checkbox"/>
Teacher in-service	100 clock hours/5 years	At least 15 hours/year	<input checked="" type="checkbox"/>
Maximum class size.....		20 or lower	<input checked="" type="checkbox"/>
3-year-olds	15		
4-year-olds.....	15		
Staff-child ratio		1:10 or better	<input checked="" type="checkbox"/>
3-year-olds	2:15		
4-year-olds	2:15		
Screening/referral	Vision; hearing; height/weight/BMI; and support services	Vision, hearing, health; and at least 1 support service	<input checked="" type="checkbox"/>
Meals	Breakfast; lunch; snack	At least 1/day	<input checked="" type="checkbox"/>
Monitoring	Site visits and other monitoring	Site visits	<input checked="" type="checkbox"/>

TOTAL BENCHMARKS MET

9

RESOURCES

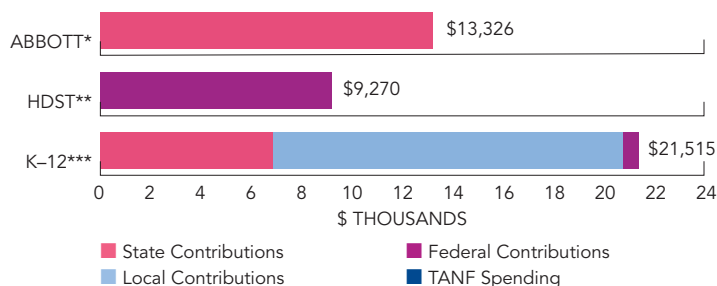
Total state pre-K spending	\$575,383,000
Local match required?	No
State spending per child enrolled	\$13,326
All reported spending per child enrolled*.....	\$13,326

* Pre-K programs may receive additional funds from federal or local sources that are not included in this figure.

** Head Start per-child spending for the 2014-2015 year includes funding only for 3- and 4-year-olds served. Past years' figures have unintentionally included funds for Early Head Start.

*** K-12 expenditures include capital spending as well as current operating expenditures. Data are for the '14-'15 school year, unless otherwise noted.

SPENDING PER CHILD ENROLLED



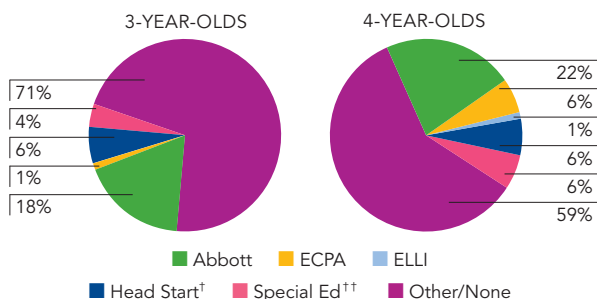
¹ The program is offered in poor urban districts initially identified by the NJ Supreme Court in 1990 as having 40% of children who qualify for free or reduced price lunch, and four additional districts designated since by the legislature. All 3- and 4-year-old children within those districts are eligible to participate.

NEW JERSEY NON-ABBOTT EARLY CHILDHOOD PROGRAM AID (ECPA)

ACCESS

Total state program enrollment	7,225
School districts that offer state program	16% (school districts)
Income requirement	No income requirement ¹
Hours of operation	2.5 to 6 hours/day, 5 days/week
Operating schedule	School or academic year
Special education enrollment, ages 3 and 4	11,482
Federally funded Head Start enrollment, ages 3 and 4	13,258
State-funded Head Start enrollment, ages 3 and 4	0

STATE PRE-K AND HEAD START ENROLLMENT AS PERCENTAGE OF TOTAL POPULATION



[†] Some Head Start children may also be counted in state pre-K.
^{††} Estimates children in special education not also enrolled in state pre-K or Head Start.

QUALITY STANDARDS CHECKLIST

POLICY	STATE PRE-K REQUIREMENT	BENCHMARK	DOES REQUIREMENT MEET BENCHMARK?
Early learning standards	Comprehensive	Comprehensive	<input checked="" type="checkbox"/>
Teacher degree	BA	BA	<input checked="" type="checkbox"/>
Teacher specialized training	P-3 certificate; K-5 certificate; Teacher of Students with Disabilities; Nursery school; Teacher of the Deaf or Hard of Hearing; Handicapped; or Blind/Partially Sighted	Specializing in pre-K	<input checked="" type="checkbox"/>
Assistant teacher degree	HSD	CDA or equivalent	<input type="checkbox"/>
Teacher in-service	100 clock hours/5 years	At least 15 hours/year	<input checked="" type="checkbox"/>
Maximum class size	18	20 or lower	<input checked="" type="checkbox"/>
3-year-olds	18		
4-year-olds	18		
Staff-child ratio	1:9	1:10 or better	<input checked="" type="checkbox"/>
3-year-olds	1:9		
4-year-olds	1:9		
Screening/referral and support services	Vision; hearing; height/weight/BMI; immunizations; dental; developmental; and support services	Vision, hearing, health; and at least 1 support service	<input checked="" type="checkbox"/>
Meals	Depends on length of program day ²	At least 1/day	<input type="checkbox"/>
Monitoring	Site visits and other monitoring	Site visits	<input checked="" type="checkbox"/>

TOTAL BENCHMARKS MET

8

RESOURCES

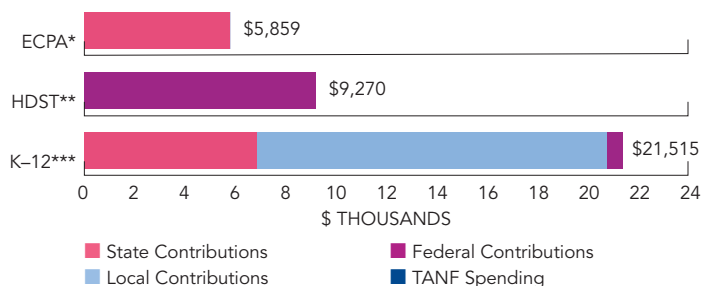
Total state pre-K spending	\$42,329,000
Local match required?	No
State spending per child enrolled	\$5,859
All reported spending per child enrolled*	\$5,859

* Pre-K programs may receive additional funds from federal or local sources that are not included in this figure.

** Head Start per-child spending for the 2014-2015 year includes funding only for 3- and 4-year-olds served. Past years' figures have unintentionally included funds for Early Head Start.

*** K-12 expenditures include capital spending as well as current operating expenditures. Data are for the '14-'15 school year, unless otherwise noted.

SPENDING PER CHILD ENROLLED



¹ Only districts where 20-40% of children qualify for free or reduced-price lunch receive funding through this initiative. All 3- and 4-year-old children within those districts are eligible to participate.

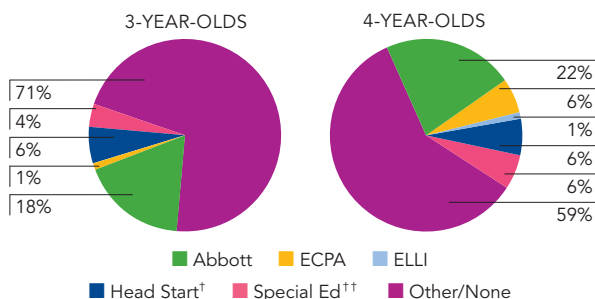
² Breakfast, lunch, and snack are required for at-risk students in school - and extended-day programs.

NEW JERSEY FORMER EARLY LAUNCH TO LEARNING INITIATIVE

ACCESS

Total state program enrollment	631
School districts that offer state program.....	4% (school districts)
Income requirement	185% FPL
Hours of operation	2.5 to 6 hours/day, 5 days/week
Operating schedule	School or academic year
Special education enrollment, ages 3 and 4	11,482
Federally funded Head Start enrollment, ages 3 and 4	13,258
State-funded Head Start enrollment, ages 3 and 4	0

STATE PRE-K AND HEAD START ENROLLMENT AS PERCENTAGE OF TOTAL POPULATION



† Some Head Start children may also be counted in state pre-K.
 †† Estimates children in special education not also enrolled in state pre-K or Head Start.

QUALITY STANDARDS CHECKLIST

POLICY	STATE PRE-K REQUIREMENT	BENCHMARK	DOES REQUIREMENT MEET BENCHMARK?
Early learning standards	Comprehensive	Comprehensive	<input checked="" type="checkbox"/>
Teacher degree	BA	BA	<input checked="" type="checkbox"/>
Teacher specialized training	P-3 certificate; K-5 certificate; Teacher of Students with Disabilities; Nursery school; Teacher of the Deaf or Hard of Hearing; Handicapped; or Blind/Partially Sighted	Specializing in pre-K	<input checked="" type="checkbox"/>
Assistant teacher degree	HSD	CDA or equivalent	<input type="checkbox"/>
Teacher in-service	100 clock hours/5 years	At least 15 hours/year	<input checked="" type="checkbox"/>
Maximum class size		20 or lower	<input checked="" type="checkbox"/>
3-year-olds	NA		
4-year-olds	20		
Staff-child ratio		1:10 or better	<input checked="" type="checkbox"/>
3-year-olds	NA		
4-year-olds	1:10		
Screening/referral and support services	Vision; hearing; height/weight/BMI; immunizations; dental; developmental; and support services	Vision, hearing, health; and at least 1 support service	<input checked="" type="checkbox"/>
Meals	Depends on length of program day ¹	At least 1/day	<input type="checkbox"/>
Monitoring	Site visits and other monitoring	Site visits	<input checked="" type="checkbox"/>

TOTAL BENCHMARKS MET

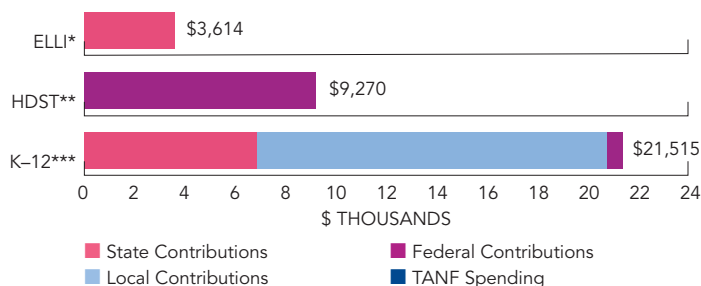
8

RESOURCES

Total state pre-K spending	\$2,280,300
Local match required?	Yes
State spending per child enrolled	\$3,614
All reported spending per child enrolled*	\$3,614

* Pre-K programs may receive additional funds from federal or local sources that are not included in this figure.
 ** Head Start per-child spending for the 2014-2015 year includes funding only for 3- and 4-year-olds served. Past years' figures have unintentionally included funds for Early Head Start.
 *** K-12 expenditures include capital spending as well as current operating expenditures. Data are for the '14-'15 school year, unless otherwise noted.

SPENDING PER CHILD ENROLLED



¹ Breakfast, lunch, and snack are required for at-risk students in school- and extended-day programs.